

MAPK11 antibody

Product Information

Catalog No.:	FNab10226
Size:	100µg
Form:	liquid
Purification:	Immunogen affinity purified
Purity:	≥95% as determined by SDS-PAGE
Host:	Rabbit
Clonality:	polyclonal
Clone ID:	None
IsoType:	IgG
Storage:	PBS with 0.02% sodium azide and 50% glycerol pH 7.3, -20°C for 12 months(Avoid repeated freeze / thaw cycles.)

Background

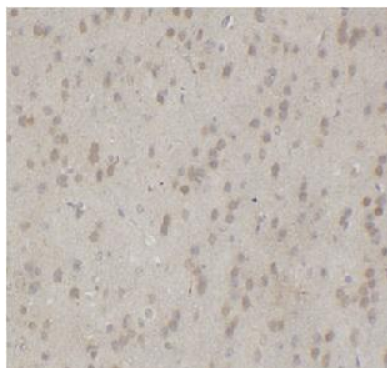
None

Immunogen information

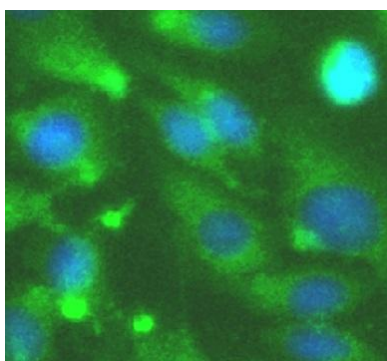
Immunogen:	Mitogen-activated protein kinase 11
Synonyms:	Mitogen-activated protein kinase 11 (MAP kinase 11, MAPK 11) Mitogen-activated protein kinase p38 beta (MAP kinase p38 beta, p38b) Stress-activated protein kinase 2b (SAPK2b) p38-2 MAPK11 PRKM11 SAPK2 SAPK2B
Observed MW:	41 kDa
Uniprot ID :	Q15759

Application


Reactivity:	Human, Mouse
Tested Application:	ELISA, WB, IHC, IF
Recommended dilution:	WB: 1:500-1:2000; IHC: 1:50-1:500
Image:	



Immunohistochemistry of paraffin-embedded mouse brain tissue slide using FNab10226(mapk11 antibody) at dilution of 1:200



Immunofluorescent analysis of Hela cells using mapk11 antibody(FNab10226) at 1:50 dilution.



Jurkat cells were subjected to SDS PAGE followed by western blot with FNab10226(mapk11 antibody) at dilution of 1:1000