

RIPK1 antibody

Product Information

Catalog No.:	FNab10222
Size:	100µg
Form:	liquid
Purification:	Immunogen affinity purified
Purity:	≥95% as determined by SDS-PAGE
Host:	Rabbit
Clonality:	polyclonal
Clone ID:	None
IsoType:	IgG
Storage:	PBS with 0.02% sodium azide and 50% glycerol pH 7.3, -20°C for 12 months(Avoid repeated freeze / thaw cycles.)

Background

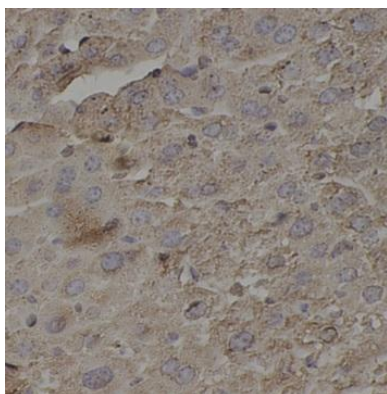
None

Immunogen information

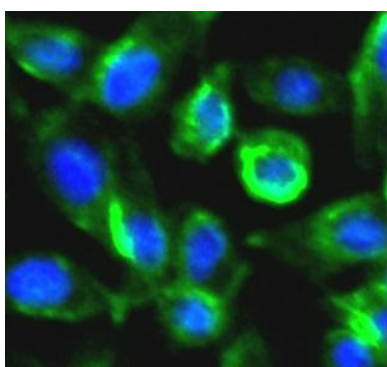
Immunogen:	Receptor-interacting serine/threonine-protein kinase 1
Synonyms:	Receptor-interacting serine/threonine-protein kinase 1 Cell death protein RIP Receptor-interacting protein 1 (RIP-1) RIPK1 RIP RIP1
Observed MW:	76 kDa
Uniprot ID :	Q13546

Application

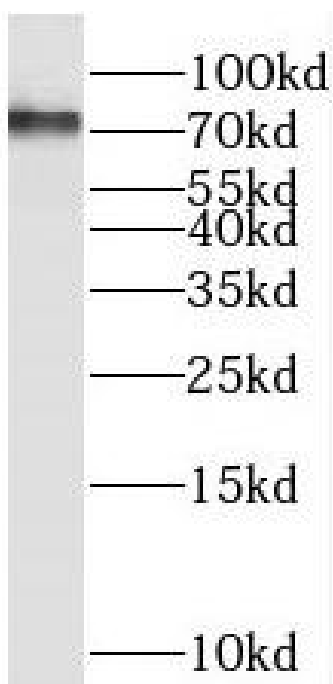
Reactivity:	Human, Mouse, Rat
Tested Application:	ELISA, WB, IHC, IF
Recommended dilution:	WB: 1:500-1:2000; IHC: 1:50-1:500; IF: 1:50-1:100
Image:	



Immunohistochemistry of paraffin-embedded mouse liver tissue slide using FNab10222(RIP1 antibody) at dilution of 1:200



Immunofluorescent analysis of U251 cells using RIP1 antibody(FNab10222) at 1:50 dilution.



HeLa cells were subjected to SDS PAGE followed by western blot with FNab10222(RIP1 antibody) at dilution of 1:1000