

anti- NLRP3 antibody

Product Information

Catalog No.:	FNab10120
Size:	100µg
Form:	liquid
Purification:	Immunogen affinity purified
Purity:	≥95% as determined by SDS-PAGE
Host:	Rabbit
Clonality:	polyclonal
IsoType:	IgG
Storage:	PBS with 0.02% sodium azide and 50% glycerol pH 7.3, -20°C for 12 months (Avoid repeated freeze / thaw cycles.)

Immunogen information

Immunogen:	NLR family, pyrin domain containing 3
Synonyms:	AGTAVPRL, AII, AII/AVP, AVP, C1orf7, Caterpillar protein 1.1, CIAS1, CLR1.1, Cryopyrin, FCAS, FCU, MWS, NALP3, NLRP3, PYPAF1
Observed MW:	118 kDa
Uniprot ID :	Q96P20

Application

Reactivity:	Human, Mouse, Rat
Tested Application:	ELISA, WB, IHC, IF
Recommended dilution:	WB: 1:200-1:2000; IHC: 1:50-1:200; IF: 1:50-1:200
Image:	

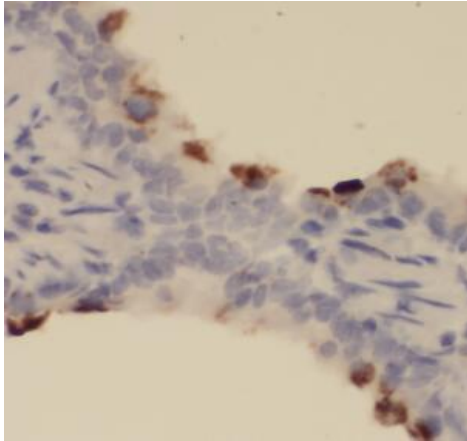
Wuhan Fine Biotech Co., Ltd.

B9 Bld, High-Tech Medical Devices Park, No. 818 Gaoxin Ave. East Lake High-Tech Development Zone. Wuhan, Hubei, China(430206)

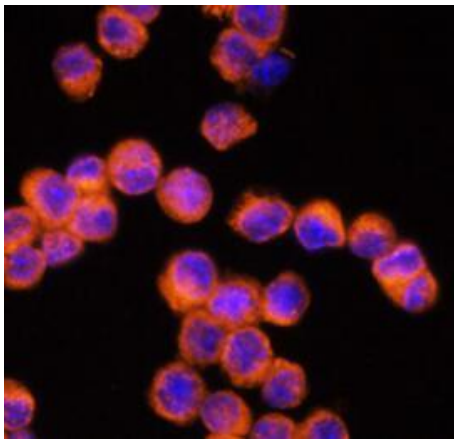
Tel : (0086)027-87384275

Fax: (0086)027-87800889

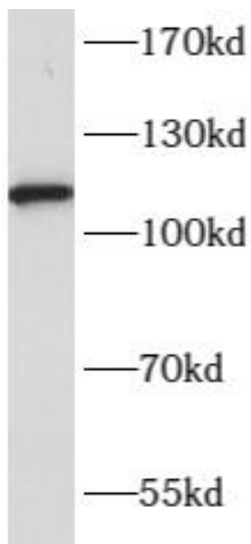
www.fn-test.com



Immunohistochemistry of paraffin-embedded rat lung using FNab10120 (NLRP3 antibody) at dilution of 1:100



Immunofluorescence analysis of Raw264.7 cells using FNab10120 (NLRP3 antibody) at dilution of 1:100



mouse brain tissue were subjected to SDS PAGE followed by western blot with FNab10120 (NLRP3 antibody) at dilution of 1:1000