

DCAF1 antibody

Product Information

Catalog No.:	FNab09424
Size:	100µg
Form:	liquid
Purification:	Immunogen affinity purified
Purity:	≥95% as determined by SDS-PAGE
Host:	Rabbit
Clonality:	polyclonal
Clone ID:	None
IsoType:	IgG
Storage:	PBS with 0.02% sodium azide and 50% glycerol pH 7.3, -20°C for 12 months(Avoid repeated freeze / thaw cycles.)

Background

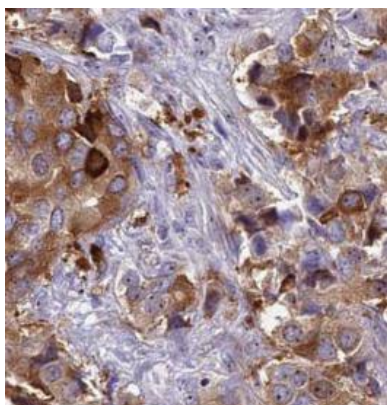
None

Immunogen information

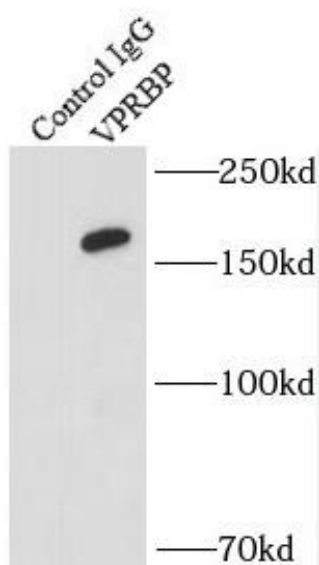
Immunogen:	Vpr(HIV-1) binding protein
Synonyms:	DDB1- and CUL4-associated factor 1 HIV-1 Vpr-binding protein (VprBP) Serine/threonine-protein kinase VPRBP Vpr-interacting protein DCAF1 KIAA0800 RIP VPRBP
Observed MW:	169 kDa
Uniprot ID :	Q9Y4B6

Application

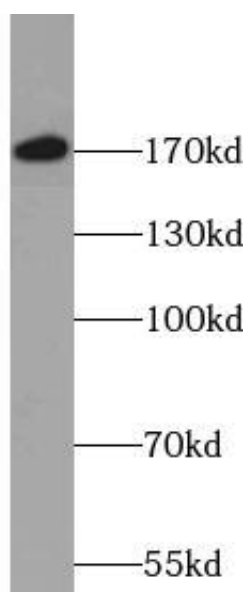
Reactivity:	Human, Mouse, Rat
Tested Application:	ELISA, WB, IHC, IP, FC
Recommended dilution:	WB: 1:500-1:2000; IP: 1:500-1:2000; IHC: 1:50-1:500
Image:	



Immunohistochemistry of paraffin-embedded human prostate cancer tissue slide using FNab09424(VPRBP Antibody) at dilution of 1:50



IP Result of anti-VPRBP (IP:FNab09424, 3ug; Detection:FNab09424 1:1000) with HeLa cells lysate 3800ug.



HeLa cells were subjected to SDS PAGE followed by western blot with FNab09424(VPRBP antibody) at dilution of 1:500