

VMA21 antibody

Product Information

Catalog No.:	FNab09417
Size:	100µg
Form:	liquid
Purification:	Immunogen affinity purified
Purity:	≥95% as determined by SDS-PAGE
Host:	Rabbit
Clonality:	polyclonal
Clone ID:	None
IsoType:	IgG
Storage:	PBS with 0.02% sodium azide and 50% glycerol pH 7.3, -20°C for 12 months(Avoid repeated freeze / thaw cycles.)

Background

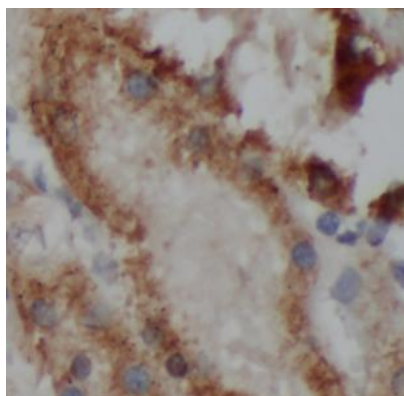
Required for the assembly of the V0 complex of the vacuolar ATPase(V-ATPase) in the endoplasmic reticulum.

Immunogen information


Immunogen:	VMA21 vacuolar H ⁺ -ATPase homolog
Synonyms:	Vacuolar ATPase assembly integral membrane protein VMA21 Myopathy with excessive autophagy protein VMA21 MEAX XMEA
Observed MW:	11 kDa
Uniprot ID :	Q3ZAQ7

Application


Reactivity:	Human, Mouse, Rat
Tested Application:	ELISA, WB, IHC, IP
Recommended dilution:	WB: 1:500-1:2000; IP: 1:500-1:5000; IHC: 1:20-1:200
Image:	



Immunohistochemistry of paraffin-embedded human kidney using FNab09417(VMA21 antibody) at dilution of 1:50



IP Result of anti-VMA21 (IP:FNab09417, 3ug; Detection:FNab09417 1:1000) with MCF-7 cells lysate 4000ug.



MCF7 cells were subjected to SDS PAGE followed by western blot with FNab09417(VMA21 antibody) at dilution of 1:1000