

## anti- USP13 antibody

### Product Information

Catalog No.:	FNab09308
Size:	100µg
Form:	liquid
Purification:	Immunogen affinity purified
Purity:	≥95% as determined by SDS-PAGE
Host:	Rabbit
Clonality:	polyclonal
Clone ID:	None
IsoType:	IgG
Storage:	PBS with 0.02% sodium azide and 50% glycerol pH 7.3, -20°C for 12 months (Avoid repeated freeze / thaw cycles.)

### Background

Deubiquitinase that mediates deubiquitination of target proteins such as BECN1, MITF, SKP2 and USP10 and is involved in various processes such as autophagy and endoplasmic reticulum-associated degradation(ERAD). Component of a regulatory loop that controls autophagy and p53/TP53 levels: mediates deubiquitination of BECN1, a key regulator of autophagy, leading to stabilize the PIK3C3/VPS34-containing complexes. Also deubiquitinates USP10, an essential regulator of p53/TP53 stability. In turn, PIK3C3/VPS34-containing complexes regulate USP13 stability, suggesting the existence of a regulatory system by which PIK3C3/VPS34-containing complexes regulate p53/TP53 protein levels via USP10 and USP13. Recruited by nuclear UFD1 and mediates deubiquitination of SKP2, thereby regulating endoplasmic reticulum-associated degradation(ERAD). Mediates stabilization of SIAH2 independently of deubiquitinase activity: binds ubiquitinated SIAH2 and acts by impairing SIAH2 autoubiquitination. Has a weak deubiquitinase activity in vitro and preferentially cleaves 'Lys-63'-linked polyubiquitin chains. In contrast to USP5, it is not able to mediate unanchored polyubiquitin disassembly. Able to cleave ISG15 in vitro; however, additional experiments are required to confirm such data.

### Immunogen information

Immunogen: ubiquitin specific peptidase 13(isopeptidase T-3)

### Wuhan Fine Biotech Co., Ltd.

B9 Bld, High-Tech Medical Devices Park, No. 818 Gaoxin Ave. East Lake High-Tech Development Zone. Wuhan, Hubei, China(430206)

Tel : (0086)027-87384275

Fax: (0086)027-87800889

[www.fn-test.com](http://www.fn-test.com)

---

Synonyms: Deubiquitinating enzyme 13, Isopeptidase T 3, IsoT 3, ISOT3, Ubiquitin thiolesterase 13, USP13  
Observed MW: 97 kDa  
Uniprot ID : Q92995

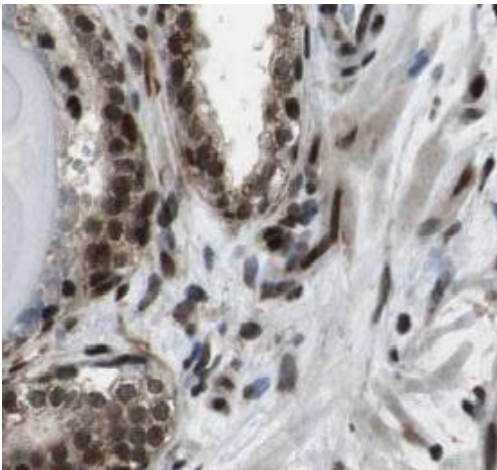
### Application

Reactivity: Human, Mouse, Rat

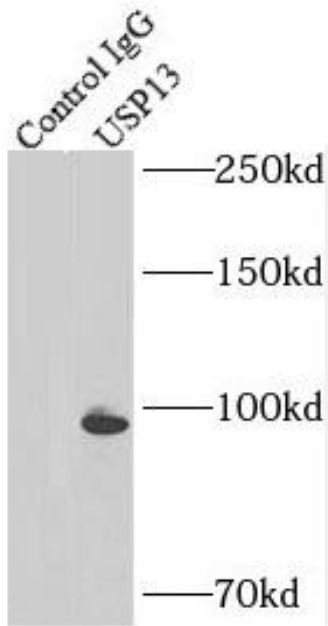
Tested Application: ELISA, WB, IHC, IP

Recommended dilution: WB: 1:500-1:5000; IHC: 1:20-1:200; IP: 1:200-1:2000

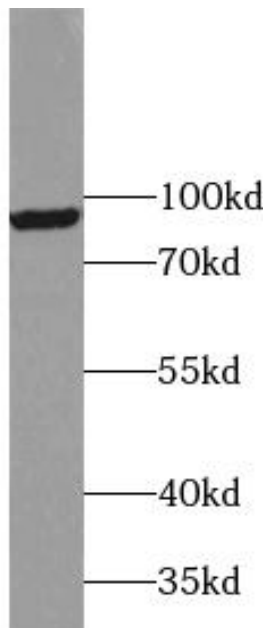
Image:



Immunohistochemistry of paraffin-embedded human testis using FNab09308(USP13 antibody) at dilution of 1:50



IP Result of anti-USP13 (IP:FNab09308, 5ug;  
Detection:FNab09308 1:500) with HeLa cells  
lysate 2000ug.



HEK-293 cells were subjected to SDS PAGE  
followed by western blot with FNab09308(USP13  
antibody) at dilution of 1:400