

UBXN11 antibody

Product Information

Catalog No.:	FNab09216
Size:	100µg
Form:	liquid
Purification:	Immunogen affinity purified
Purity:	≥95% as determined by SDS-PAGE
Host:	Rabbit
Clonality:	polyclonal
Clone ID:	None
IsoType:	IgG
Storage:	PBS with 0.02% sodium azide and 50% glycerol pH 7.3, -20°C for 12 months(Avoid repeated freeze / thaw cycles.)

Background

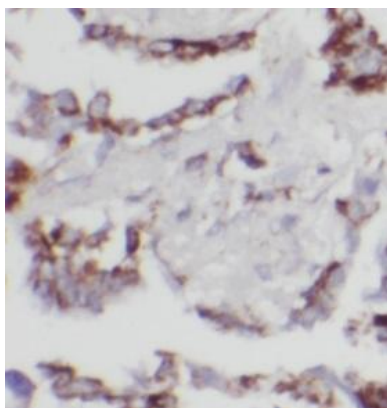
May be involved in the reorganization of actin cytoskeleton mediated by RND1, RND2 AND RND3. Promotes RHOA activation mediated by GNA12 and GNA13(By similarity).

Immunogen information

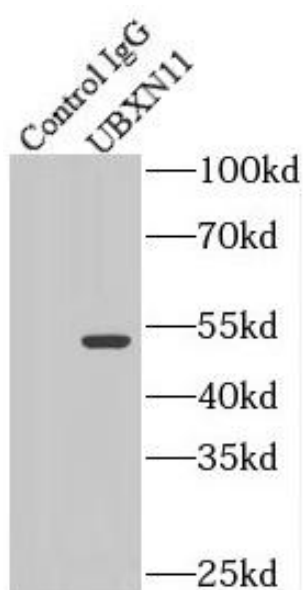
Immunogen:	UBX domain protein 11
Synonyms:	UBX domain-containing protein 11 Colorectal tumor-associated antigen COA-1 Socius UBX domain-containing protein 5 UBXN11 SOC UBXD5
Observed MW:	57 kDa
Uniprot ID :	Q5T124

Application


Reactivity:	Human, Mouse, Rat
Tested Application:	ELISA, WB, IHC, IP
Recommended dilution:	WB: 1:200-1:2000; IP: 1:200-1:2000; IHC: 1:20-1:200
Image:	



Immunohistochemistry of paraffin-embedded human lung cancer using FNab09216(UBXLN11 antibody) at dilution of 1:100



IP Result of anti-UBXLN11 (IP:FNab09216, 4ug; Detection:FNab09216 1:500) with mouse testis tissue lysate 4000ug.



PC-3 cells were subjected to SDS PAGE followed by western blot with FNab09216(UBXLN11 antibody) at dilution of 1:500