

UBAP1 antibody

Product Information

Catalog No.:	FNab09149
Size:	100µg
Form:	liquid
Purification:	Immunogen affinity purified
Purity:	≥95% as determined by SDS-PAGE
Host:	Rabbit
Clonality:	polyclonal
Clone ID:	None
IsoType:	IgG
Storage:	PBS with 0.02% sodium azide and 50% glycerol pH 7.3, -20°C for 12 months(Avoid repeated freeze / thaw cycles.)

Background

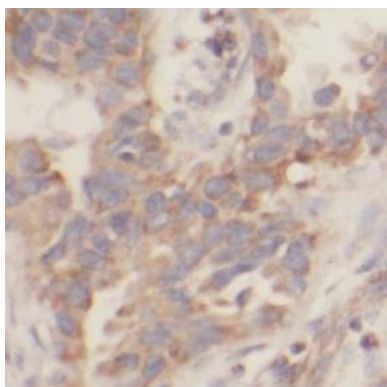
Component of the ESCRT-I complex, a regulator of vesicular trafficking process. Binds to ubiquitinated cargo proteins and is required for the sorting of endocytic ubiquitinated cargos into multivesicular bodies(MVBs). Plays a role in the proteasomal degradation of ubiquitinated cell-surface proteins, such as EGFR and BST2.

Immunogen information

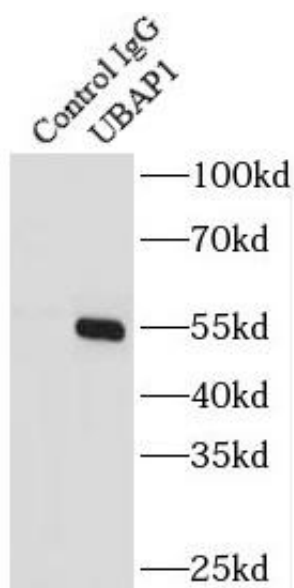
Immunogen:	ubiquitin associated protein 1
Synonyms:	Ubiquitin-associated protein 1 (UBAP-1) Nasopharyngeal carcinoma-associated gene 20 protein UBAP1
Observed MW:	55 kDa
Uniprot ID :	Q9NZ09

Application

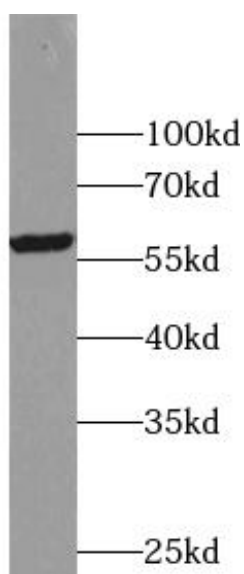
Reactivity:	Human, Mouse, Rat
Tested Application:	ELISA, WB, IHC, IF, IP
Recommended dilution:	WB: 1:500-1:2000; IF: 1:10-1:100;IP: 1:200-1:1000; IHC: 1:20-1:200
Image:	



Immunohistochemistry of paraffin-embedded human lung cancer using FNab09149(UBAP1 antibody) at dilution of 1:50



IP Result of anti-UBAP1 (IP:FNab09149, 4ug; Detection:FNab09149 1:500) with mouse brain tissue lysate 4000ug.



human heart tissue were subjected to SDS PAGE followed by western blot with FNab09149(UBAP1 antibody) at dilution of 1:500