

TSPAN7 antibody

Product Information

Catalog No.:	FNab09066
Size:	100µg
Form:	liquid
Purification:	Immunogen affinity purified
Purity:	≥95% as determined by SDS-PAGE
Host:	Rabbit
Clonality:	polyclonal
Clone ID:	None
IsoType:	IgG
Storage:	PBS with 0.02% sodium azide and 50% glycerol pH 7.3, -20°C for 12 months(Avoid repeated freeze / thaw cycles.)

Background

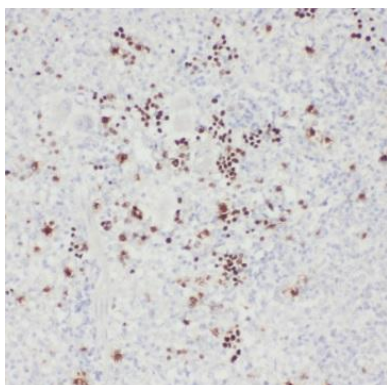
May be involved in cell proliferation and cell motility.

Immunogen information

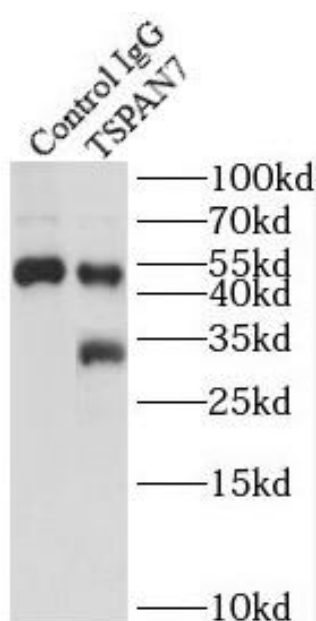
Immunogen:	tetraspanin 7
Synonyms:	Tetraspanin-7 (Tspan-7) Cell surface glycoprotein A15 Membrane component chromosome X surface marker 1 T-cell acute lymphoblastic leukemia-associated antigen 1 (TALLA-1) Transmembrane 4 superfamily member 2 TSPAN7 A15 DXS1692E MXS1 TM4SF2
Observed MW:	33 kDa
Uniprot ID :	P41732

Application

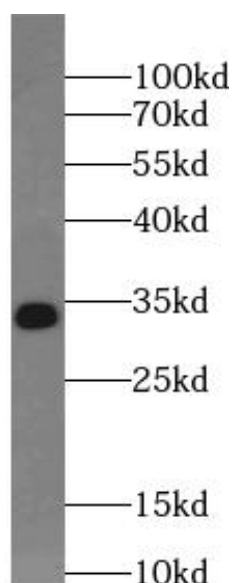
Reactivity:	Human, Mouse
Tested Application:	ELISA, WB, IHC, IP
Recommended dilution:	WB: 1:200-1:2000; IP: 1:200-1:2000; IHC: 1:20-1:200
Image:	



Immunohistochemistry of paraffin-embedded human spleen using FNab09066(TSPAN7 antibody) at dilution of 1:50



IP Result of anti-TSPAN7 (IP:FNab09066, 4ug; Detection:FNab09066 1:500) with K-562 cells lysate 3600ug.



K-562 cells were subjected to SDS PAGE followed by western blot with FNab09066(TSPAN7 antibody) at dilution of 1:800