

## TPI1 antibody

### Product Information

Catalog No.:	FNab08886
Size:	100µg
Form:	liquid
Purification:	Immunogen affinity purified
Purity:	≥95% as determined by SDS-PAGE
Host:	Rabbit
Clonality:	polyclonal
Clone ID:	None
IsoType:	IgG
Storage:	PBS with 0.02% sodium azide and 50% glycerol pH 7.3, -20°C for 12 months (Avoid repeated freeze / thaw cycles.)

### Background

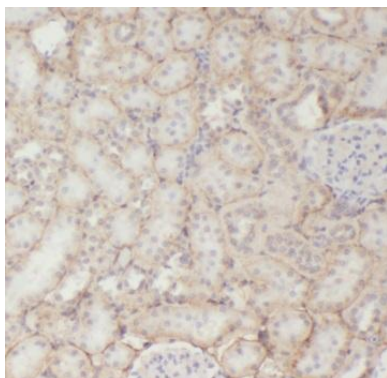
This gene encodes an enzyme, consisting of two identical proteins, which catalyzes the isomerization of glyceraldehydes 3-phosphate (G3P) and dihydroxy-acetone phosphate (DHAP) in glycolysis and gluconeogenesis. Mutations in this gene are associated with triosephosphate isomerase deficiency. Pseudogenes have been identified on chromosomes 1, 4, 6 and 7. Alternative splicing results in multiple transcript variants.

### Immunogen information

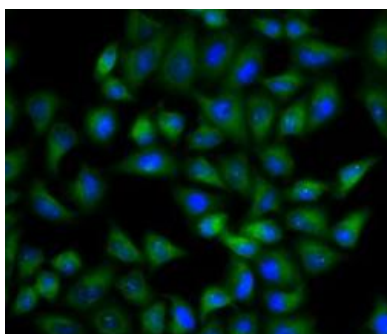
Immunogen:	triosephosphate isomerase 1
Synonyms:	Triosephosphate isomerase (TIM) Methylglyoxal synthase Triose-phosphate isomerase TPI1 TPI
Observed MW:	27 kDa
Uniprot ID :	P60174

### Application

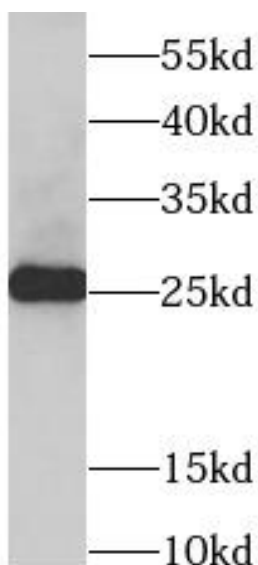
Reactivity:	Human, Mouse
Tested Application:	ELISA, WB, IHC, IF
Recommended dilution:	WB: 1:500 - 1:2000; IHC: 1:50 - 1:200; IF: 1:50 - 1:200
Image:	



Immunohistochemistry of paraffin-embedded human liver tissue slide using FNab08886(TPI1 antibody) at dilution of 1:50



Immunofluorescence analysis of HeLa cells using FNab08886(TPI1 antibody). Blue: DAPI for nuclear staining.



Hela cells were subjected to SDS PAGE followed by western blot with FNab08886(TPI1 antibody) at dilution of 1:1000