

## TOLLIP antibody

### Product Information

Catalog No.:	FNab08854
Size:	100µg
Form:	liquid
Purification:	Immunogen affinity purified
Purity:	≥95% as determined by SDS-PAGE
Host:	Rabbit
Clonality:	polyclonal
Clone ID:	None
IsoType:	IgG
Storage:	PBS with 0.02% sodium azide and 50% glycerol pH 7.3, -20°C for 12 months(Avoid repeated freeze / thaw cycles.)

### Background

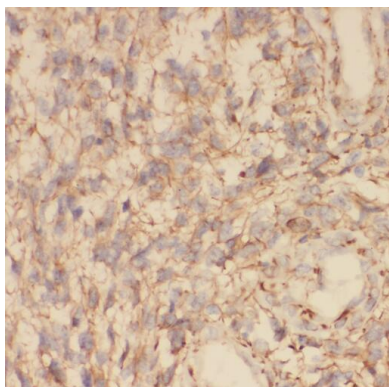
Component of the signaling pathway of IL-1 and Toll-like receptors. Inhibits cell activation by microbial products. Recruits IRAK1 to the IL-1 receptor complex. Inhibits IRAK1 phosphorylation and kinase activity(PubMed:11751856). Connects the ubiquitin pathway to autophagy by functioning as a ubiquitin-ATG8 family adapter and thus mediating autophagic clearance of ubiquitin conjugates. The TOLLIP-dependent selective autophagy pathway plays an important role in clearance of cytotoxic polyQ proteins aggregates(PubMed:25042851).

### Immunogen information

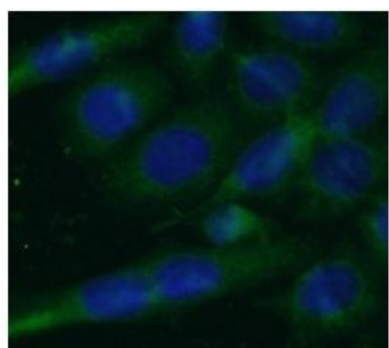
Immunogen:	toll interacting protein
Synonyms:	Toll-interacting protein TOLLIP
Observed MW:	30 kDa
Uniprot ID :	Q9H0E2

### Application

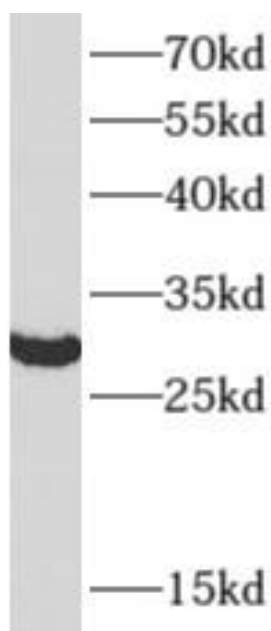
Reactivity:	Human, Mouse, Rat
Tested Application:	ELISA, WB, IHC, IF
Recommended dilution:	WB: 1:500-1:2000; IHC: 1:50-1:500; IF: 1:20-1:100
Image:	



Immunohistochemistry of paraffin-embedded human gliomas using FNab08854(TOLLIP antibody) at dilution of 1:100



Immunofluorescent analysis of PC-3 cells using FNab08854 (TOLLIP antibody) at dilution of 1:25 and Alexa Fluor 488-conjugated Goat Anti-Rabbit IgG(H+L)



PC-3 cells were subjected to SDS PAGE followed by western blot with FNab08854(TOLLIP antibody) at dilution of 1:500