

TMX4 antibody

Product Information

Catalog No.:	FNab08814
Size:	100µg
Form:	liquid
Purification:	Immunogen affinity purified
Purity:	≥95% as determined by SDS-PAGE
Host:	Rabbit
Clonality:	polyclonal
Clone ID:	None
IsoType:	IgG
Storage:	PBS with 0.02% sodium azide and 50% glycerol pH 7.3, -20°C for 12 months(Avoid repeated freeze / thaw cycles.)

Background

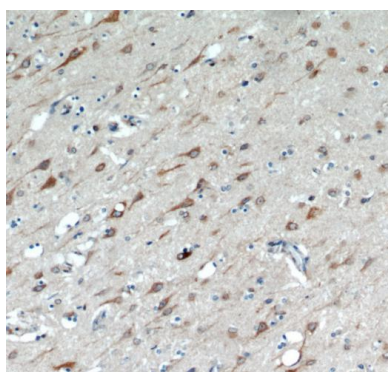
None

Immunogen information

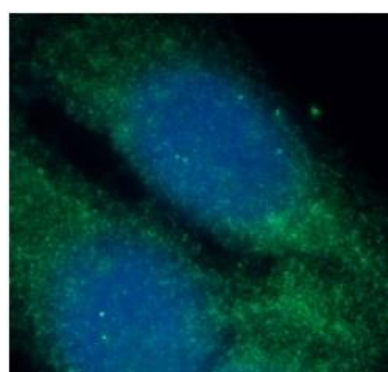
Immunogen:	thioredoxin-related transmembrane protein 4
Synonyms:	Thioredoxin-related transmembrane protein 4 Thioredoxin domain-containing protein 13 TMX4 KIAA1162 TXNDC13
Observed MW:	45 kDa
Uniprot ID :	Q9H1E5

Application

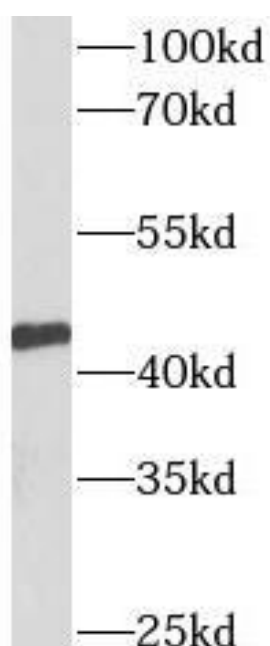
Reactivity:	Human, Mouse, Rat
Tested Application:	ELISA, WB, IHC, IF, FC
Recommended dilution:	WB: 1:500-1:2000; IHC: 1:20-1:200; IF: 1:20-1:200
Image:	



Immunohistochemistry of paraffin-embedded human brain using FNab08814(TM_X4 antibody) at dilution of 1:50



Immunofluorescent analysis of HepG2 cells using FNab08814(TM_X4 antibody) at dilution of 1:50



human heart tissue were subjected to SDS PAGE followed by western blot with FNab08814(TM_X4 antibody) at dilution of 1:500