

PYCARD antibody

Product Information

Catalog No.:	FNab08809
Size:	100µg
Form:	liquid
Purification:	Immunogen affinity purified
Purity:	≥95% as determined by SDS-PAGE
Host:	Rabbit
Clonality:	polyclonal
Clone ID:	None
IsoType:	IgG
Storage:	PBS with 0.02% sodium azide and 50% glycerol pH 7.3, -20°C for 12 months(Avoid repeated freeze / thaw cycles.)

Background

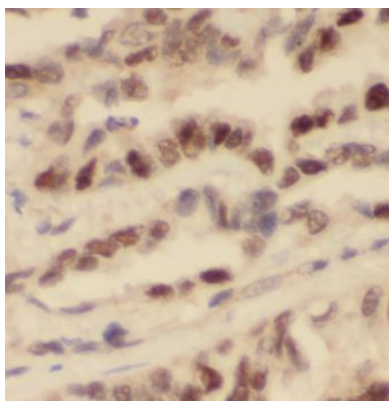
None

Immunogen information

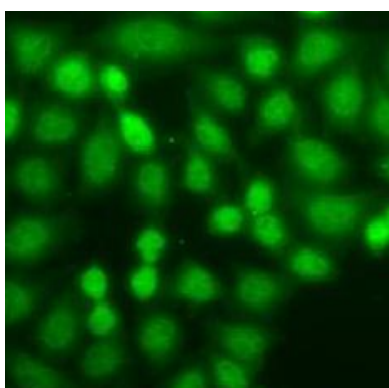
Immunogen:	PYD and CARD domain containing
Synonyms:	Apoptosis-associated speck-like protein containing a CARD (hASC) Caspase recruitment domain-containing protein 5 PYD and CARD domain-containing protein Target of methylation-induced silencing 1 PYCARD ASC CARD5 TMS1
Observed MW:	25 kDa
Uniprot ID :	Q9ULZ3

Application

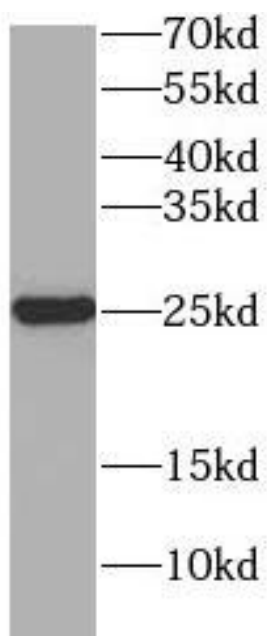
Reactivity:	Human, Mouse, Rat
Tested Application:	ELISA, WB, IHC, IF
Recommended dilution:	WB: 1:500-1:2000; IF: 1:50-1:200; IHC: 1:50-1:500
Image:	



Immunohistochemistry of paraffin-embedded human lung cancer using FNab08809(TMS1 antibody) at dilution of 1:100



Immunofluorescent analysis of A549 cells using FNab08809 (TMS1 antibody) at dilution of 1:50 and Alexa Fluor 488-conjugated Goat Anti-Rabbit IgG(H+L)



HL-60 cells were subjected to SDS PAGE followed by western blot with FNab08809(TMS1 antibody) at dilution of 1:1000