

TMOD4 antibody

Product Information

Catalog No.:	FNab08802
Size:	100µg
Form:	liquid
Purification:	Immunogen affinity purified
Purity:	≥95% as determined by SDS-PAGE
Host:	Rabbit
Clonality:	polyclonal
Clone ID:	None
IsoType:	IgG
Storage:	PBS with 0.02% sodium azide and 50% glycerol pH 7.3, -20°C for 12 months (Avoid repeated freeze / thaw cycles.)

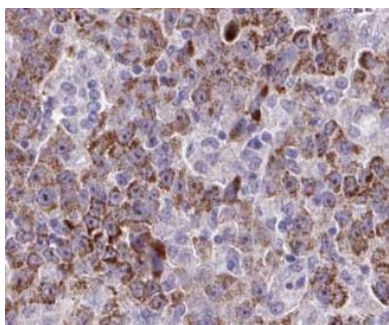
Background

Immunogen information

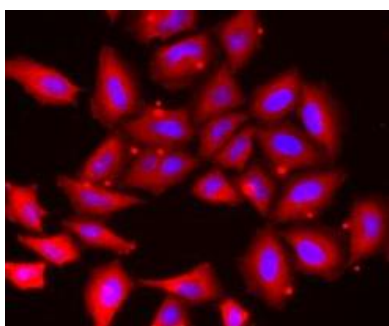
Immunogen:	tropomodulin 4 (muscle)
Synonyms:	Tropomodulin-4 Skeletal muscle tropomodulin (Sk-Tmod) TMOD4
Observed MW:	40 kDa
Uniprot ID :	Q9NZQ9

Application

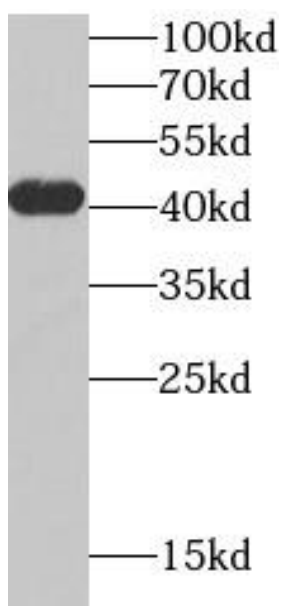
Reactivity:	Human, Mouse, Rat
Tested Application:	ELISA, WB, IHC, IF
Recommended dilution:	WB: 1:500 - 1:2000; IHC: 1:50 - 1:200; IF: 1:10 - 1:100
Image:	



Immunohistochemistry of paraffin-embedded human liver cancer using FNab08802(TM0D4 antibody) at dilution of 1:50



Immunofluorescence analysis of U2OS cells using FNab08802(TM0D4 antibody). Blue: DAPI for nuclear staining.



mouse skeletal muscle tissue were subjected to SDS PAGE followed by western blot with FNab08802(TM0D4 Antibody) at dilution of 1:1000