

## TIMP1 antibody

### Product Information

Catalog No.:	FNab08706
Size:	100µg
Form:	liquid
Purification:	Immunogen affinity purified
Purity:	≥95% as determined by SDS-PAGE
Host:	Rabbit
Clonality:	polyclonal
Clone ID:	None
IsoType:	IgG
Storage:	PBS with 0.02% sodium azide and 50% glycerol pH 7.3, -20°C for 12 months(Avoid repeated freeze / thaw cycles.)

### Background

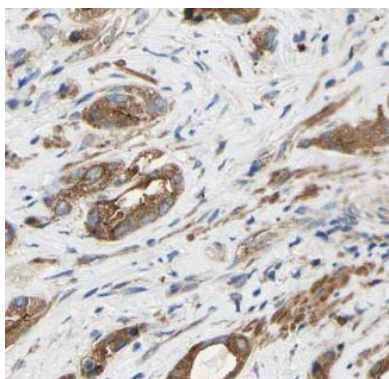
None

### Immunogen information

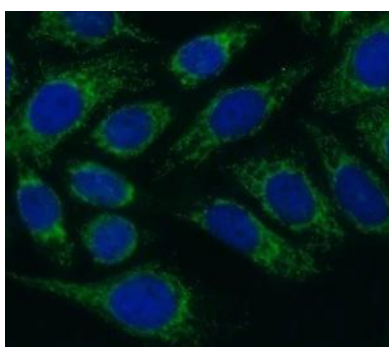
Immunogen:	TIMP metalloproteinase inhibitor 1
Synonyms:	Metalloproteinase inhibitor 1 Erythroid-potentiating activity (EPA) Fibroblast collagenase inhibitor (Collagenase inhibitor) Tissue inhibitor of metalloproteinases 1 (TIMP-1) TIMP1 CLGI TIMP
Observed MW:	28 kDa
Uniprot ID :	P01033

### Application

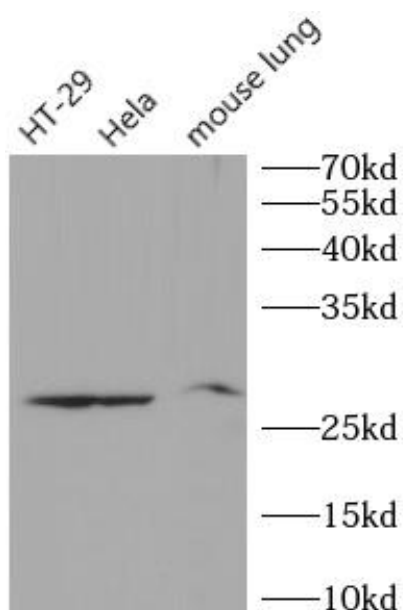
Reactivity:	Human
Tested Application:	WB, IHC, IF, ELISA
Recommended dilution:	WB: 1:500-1:1000; IHC: 1:20-1:200; IF: 1:20-1:200
Image:	



Immunohistochemistry of paraffin-embedded human prostate cancer tissue slide using FNab08706( TIMP1 Antibody) at dilution of 1:50



Immunofluorescent analysis of HepG2 cells using FNab08706 (TIMP1 antibody) at dilution of 1:50 and Alexa Fluor 488-conjugated Goat Anti-Rabbit IgG(H+L)



Various lysates were subjected to SDS PAGE followed by western blot with FNab08706( TIMP1 Antibody) at dilution of 1:800