

TIMM23 antibody

Product Information

Catalog No.:	FNab08693
Size:	100µg
Form:	liquid
Purification:	Immunogen affinity purified
Purity:	≥95% as determined by SDS-PAGE
Host:	Rabbit
Clonality:	polyclonal
Clone ID:	None
IsoType:	IgG
Storage:	PBS with 0.02% sodium azide and 50% glycerol pH 7.3, -20°C for 12 months(Avoid repeated freeze / thaw cycles.)

Background

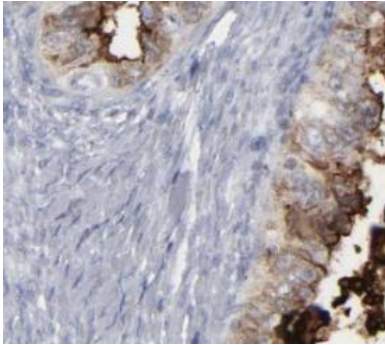
None

Immunogen information


Immunogen:	translocase of inner mitochondrial membrane 23 homolog
Synonyms:	Mitochondrial import inner membrane translocase subunit Tim23 TIMM23 TIM23
Observed MW:	22 kDa
Uniprot ID :	O14925

Application


Reactivity:	Human, Mouse, Rat
Tested Application:	ELISA, IHC, WB, IP
Recommended dilution:	WB: 1:500-1:1000; IP: 1:500-1:2000; IHC: 1:20-1:200
Image:	



Immunohistochemistry of paraffin-embedded human ovary tumor using FNab08693(TIMM23 antibody) at dilution of 1:50



IP Result of anti-Tim23 (IP:FNab08693, 4ug; Detection:FNab08693 1:1000) with mouse heart tissue lysate 3200ug.



Jurkat cells were subjected to SDS PAGE followed by western blot with FNab08693(TIMM23 antibody) at dilution of 1:600