

TDRKH-specific antibody

Product Information

Catalog No.:	FNab08580
Size:	100µg
Form:	liquid
Purification:	Immunogen affinity purified
Purity:	≥95% as determined by SDS-PAGE
Host:	Rabbit
Clonality:	polyclonal
Clone ID:	None
IsoType:	IgG
Storage:	PBS with 0.02% sodium azide and 50% glycerol pH 7.3, -20°C for 12 months(Avoid repeated freeze / thaw cycles.)

Background

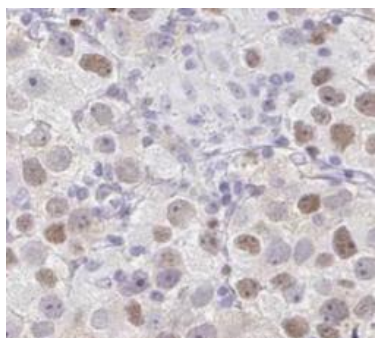
None

Immunogen information

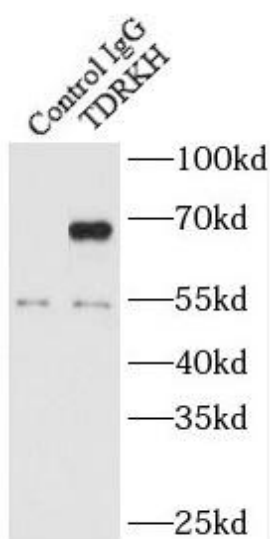
Immunogen:	tudor and KH domain containing
Synonyms:	Tudor and KH domain-containing protein Tudor domain-containing protein 2 TDRKH TDRD2
Observed MW:	67 kDa
Uniprot ID :	Q9Y2W6

Application


Reactivity:	Human, Mouse, Rat
Tested Application:	ELISA, WB, IHC, IF, IP
Recommended dilution:	WB: 1:500-1:3000; IP: 1:200-1:1400; IHC: 1:50-1:500; IF: 1:50-1:500
Image:	



Immunohistochemistry of paraffin-embedded human gliomas using FNab08580(TDRKH antibody) at dilution of 1:100



IP Result of anti-TDRKH specific (IP:FNab08580, 4ug; Detection:FNab08580 1:7000) with mouse brain tissue lysate 4000ug.



mouse testis tissue were subjected to SDS PAGE followed by western blot with FNab08580(TDRKH antibody) at dilution of 1:500