

TBL2 antibody

Product Information

Catalog No.:	FNab08524
Size:	100µg
Form:	liquid
Purification:	Immunogen affinity purified
Purity:	≥95% as determined by SDS-PAGE
Host:	Rabbit
Clonality:	polyclonal
Clone ID:	None
IsoType:	IgG
Storage:	PBS with 0.02% sodium azide and 50% glycerol pH 7.3, -20°C for 12 months(Avoid repeated freeze / thaw cycles.)

Background

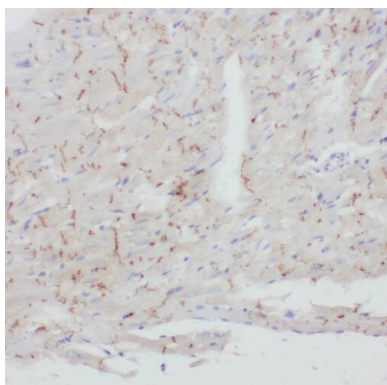
None

Immunogen information

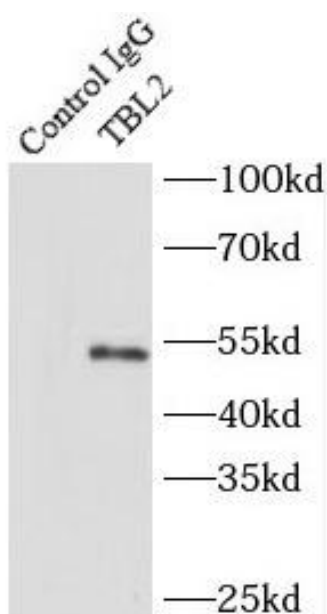
Immunogen:	transducin(beta)-like 2
Synonyms:	Transducin beta-like protein 2 WS beta-transducin repeats protein (WS-betaTRP) Williams-Beuren syndrome chromosomal region 13 protein TBL2 WBSCR13
Observed MW:	45-50 kDa
Uniprot ID :	Q9Y4P3

Application


Reactivity:	Human, Mouse, Rat
Tested Application:	ELISA, WB, IHC, IF, IP
Recommended dilution:	WB: 1:500-1:2000; IP: 1:200-1:1000; IHC: 1:20-1:200; IF: 1:20-1:200
Image:	



Immunohistochemistry of paraffin-embedded human pancreas cancer using FNab08524(TBL2 antibody) at dilution of 1:50



IP Result of anti-TBL2 (IP:FNab08524, 4ug; Detection:FNab08524 1:800) with COLO 320 cells lysate 2400ug.



COLO 320 cells were subjected to SDS PAGE followed by western blot with FNab08524(TBL2 antibody) at dilution of 1:500