

WWTR1 antibody

Product Information

Catalog No.:	FNab08508
Size:	100µg
Form:	liquid
Purification:	Immunogen affinity purified
Purity:	≥95% as determined by SDS-PAGE
Host:	Rabbit
Clonality:	polyclonal
Clone ID:	None
IsoType:	IgG
Storage:	PBS with 0.02% sodium azide and 50% glycerol pH 7.3, -20°C for 12 months(Avoid repeated freeze / thaw cycles.)

Background

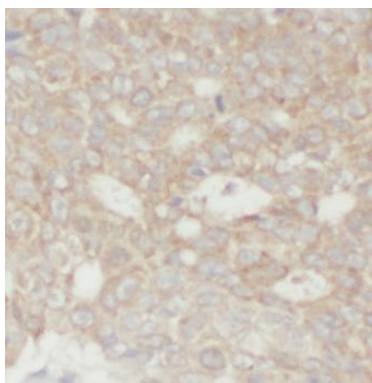
Some isoforms may be involved in cardiolipin(CL) metabolism.

Immunogen information


Immunogen:	WW domain containing transcription regulator 1
Synonyms:	WW domain-containing transcription regulator protein 1 Transcriptional coactivator with PDZ-binding motif WWTR1 TAZ
Observed MW:	50 kDa
Uniprot ID :	Q9GZV5

Application

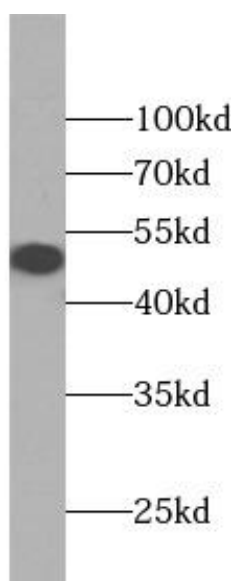
Reactivity:	Human, Mouse, Rat
Tested Application:	ELISA, WB, IHC, IP
Recommended dilution:	WB: 1:1000-1:4000; IP: 1:200-1:1000 ; IHC: 1:50-1:500
Image:	



Immunohistochemistry of paraffin-embedded human breast cancer tissue slide using FNab08508(TAZ Antibody) at dilution of 1:200



IP Result of anti-TAZ (IP:FNab08508, 4ug; Detection:FNab08508 1:300) with MDA-MB-453s cells lysate 2800ug.



LN229 cells were subjected to SDS PAGE followed by western blot with FNab08508(TAZ Antibody) at dilution of 1:2000