

TADA2A antibody

Product Information

Catalog No.:	FNab08475
Size:	100µg
Form:	liquid
Purification:	Immunogen affinity purified
Purity:	≥95% as determined by SDS-PAGE
Host:	Rabbit
Clonality:	polyclonal
Clone ID:	None
IsoType:	IgG
Storage:	PBS with 0.02% sodium azide and 50% glycerol pH 7.3, -20°C for 12 months(Avoid repeated freeze / thaw cycles.)

Background

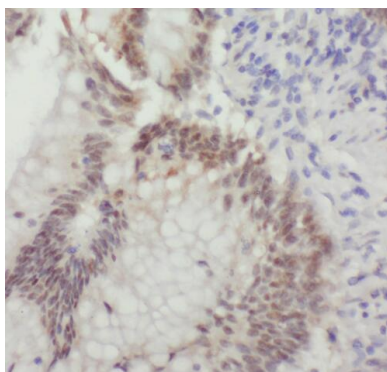
None

Immunogen information

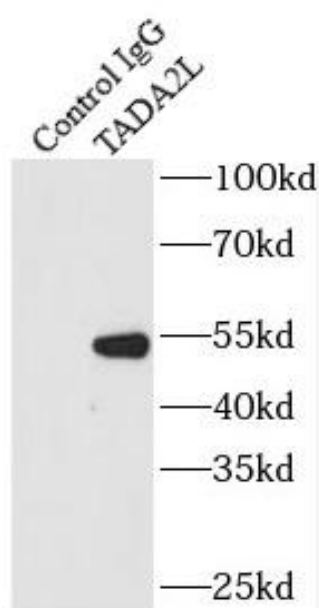
Immunogen:	transcriptional adaptor 2(ADA2 homolog, yeast)-like
Synonyms:	Transcriptional adapter 2-alpha Transcriptional adapter 2-like (ADA2-like protein) TADA2A TADA2L
Observed MW:	51.5 kDa
Uniprot ID :	O75478

Application


Reactivity:	Human, Mouse, Rat
Tested Application:	ELISA, WB, IHC, IP
Recommended dilution:	WB: 1:500-1:2000; IP: 1:200-1:1000; IHC: 1:20-1:200
Image:	



Immunohistochemistry of paraffin-embedded human colon cancer using FNab08475(TADA2L antibody) at dilution of 1:50



IP Result of anti-TADA2L (IP:FNab08475, 4ug; Detection:FNab08475 1:300) with mouse testis tissue lysate 4000ug.



mouse testis tissue were subjected to SDS PAGE followed by western blot with FNab08475(TADA2L antibody) at dilution of 1:400