

TAB1 antibody

Product Information

Catalog No.:	FNab08464
Size:	100µg
Form:	liquid
Purification:	Immunogen affinity purified
Purity:	≥95% as determined by SDS-PAGE
Host:	Rabbit
Clonality:	polyclonal
Clone ID:	None
IsoType:	IgG
Storage:	PBS with 0.02% sodium azide and 50% glycerol pH 7.3, -20°C for 12 months(Avoid repeated freeze / thaw cycles.)

Background

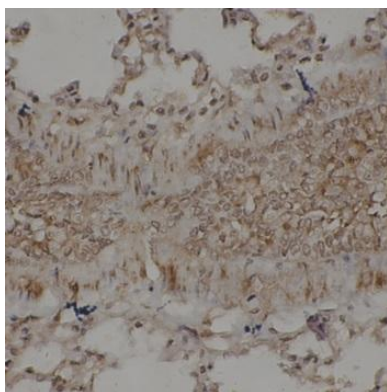
May be an important signaling intermediate between TGFB receptors and MAP3K7/TAK1. May play an important role in mammalian embryogenesis.

Immunogen information

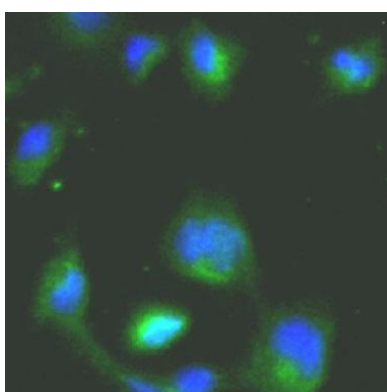
Immunogen:	mitogen-activated protein kinase kinase kinase 7 interacting protein 1
Synonyms:	TGF-beta-activated kinase 1 and MAP3K7-binding protein 1 Mitogen-activated protein kinase kinase kinase 7-interacting protein 1 TGF-beta-activated kinase 1-binding protein 1 (TAK1-binding protein 1) TAB1 MAP3K7IP1
Observed MW:	55 kDa
Uniprot ID :	Q15750

Application


Reactivity:	Human, Mouse, Rat
Tested Application:	ELISA, WB, IHC, IF
Recommended dilution:	WB: 1:500-1:2000; IHC: 1:20-1:200; IF: 1:20-1:100
Image:	



Immunohistochemistry of paraffin-embedded mouse lung tissue slide using FNab08464(TAB1 antibody) at dilution of 1:200



Immunofluorescent analysis of U251MG cells, using TAB1 antibody FNab08464 at 1:50 dilution.



K-562 cells were subjected to SDS PAGE followed by western blot with FNab08464(TAB1 antibody) at dilution of 1:600