

## SYMPK antibody

### Product Information

Catalog No.:	FNab08415
Size:	100µg
Form:	liquid
Purification:	Immunogen affinity purified
Purity:	≥95% as determined by SDS-PAGE
Host:	Rabbit
Clonality:	polyclonal
Clone ID:	None
IsoType:	IgG
Storage:	PBS with 0.02% sodium azide and 50% glycerol pH 7.3, -20°C for 12 months(Avoid repeated freeze / thaw cycles.)

### Background

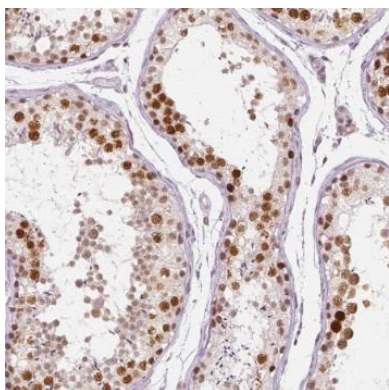
None

### Immunogen information

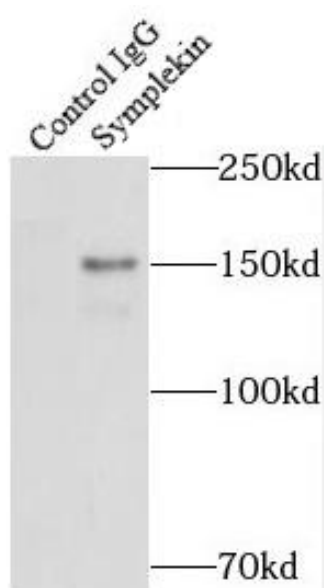
Immunogen:	symplekin
Synonyms:	Symplekin SYMPK SPK
Observed MW:	150 kDa
Uniprot ID :	Q92797

### Application


Reactivity:	Human, Mouse, Rat
Tested Application:	ELISA, WB, IHC, IP
Recommended dilution:	WB: 1:500-1:2000; IP: 1:200-1:1000; IHC: 1:20-1:200
Image:	



Immunohistochemistry of paraffin-embedded human testis using FNab08415 (SYMPK antibody) at dilution of 1:50



IP Result of anti-Symplekin (IP:FNab08415, 4ug; Detection:FNab08415 1:500) with K-562 cells lysate 3600ug.



K-562 cells were subjected to SDS PAGE followed by western blot with FNab08415 (Symplekin antibody) at dilution of 1:500