

SUGT1 antibody

Product Information

Catalog No.:	FNab08374
Size:	100µg
Form:	liquid
Purification:	Immunogen affinity purified
Purity:	≥95% as determined by SDS-PAGE
Host:	Rabbit
Clonality:	polyclonal
Clone ID:	None
IsoType:	IgG
Storage:	PBS with 0.02% sodium azide and 50% glycerol pH 7.3, -20°C for 12 months(Avoid repeated freeze / thaw cycles.)

Background

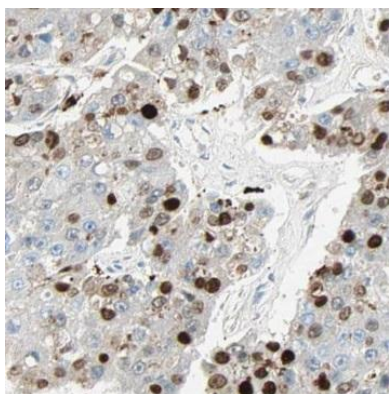
May play a role in ubiquitination and subsequent proteasomal degradation of target proteins.

Immunogen information

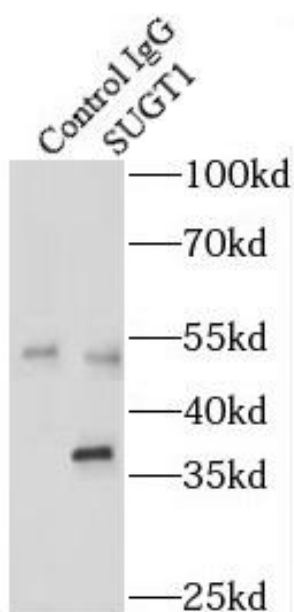
Immunogen:	SGT1, suppressor of G2 allele of SKP1
Synonyms:	Protein SGT1 homolog Protein 40-6-3 Sgt1 Suppressor of G2 allele of SKP1 homolog SUGT1
Observed MW:	38 kDa and 41 kDa
Uniprot ID :	Q9Y2Z0

Application

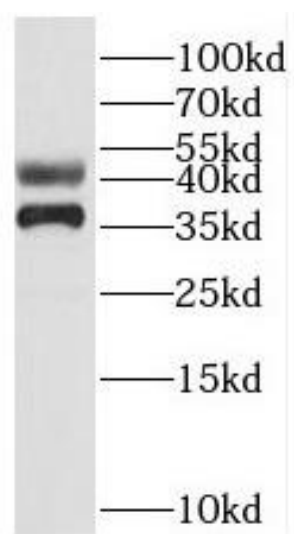
Reactivity:	Human, Mouse, Rat
Tested Application:	ELISA, WB, IHC, IP
Recommended dilution:	WB: 1:500-1:2000; IP: 1:200-1:1000; IHC: 1:20-1:200
Image:	



Immunohistochemistry of paraffin-embedded human pancreas cancer using FNab08374(SUGT1 antibody) at dilution of 1:50



IP Result of anti-SUGT1 (IP:FNab08374, 3ug; Detection:FNab08374 1:500) with HEK-293 cells lysate 3200ug.



Jurkat cells were subjected to SDS PAGE followed by western blot with FNab08374(SUGT1 antibody) at dilution of 1:300