

## STXBP3 antibody

### Product Information

Catalog No.:	FNab08362
Size:	100µg
Form:	liquid
Purification:	Immunogen affinity purified
Purity:	≥95% as determined by SDS-PAGE
Host:	Rabbit
Clonality:	polyclonal
Clone ID:	None
IsoType:	IgG
Storage:	PBS with 0.02% sodium azide and 50% glycerol pH 7.3, -20°C for 12 months(Avoid repeated freeze / thaw cycles.)

### Background

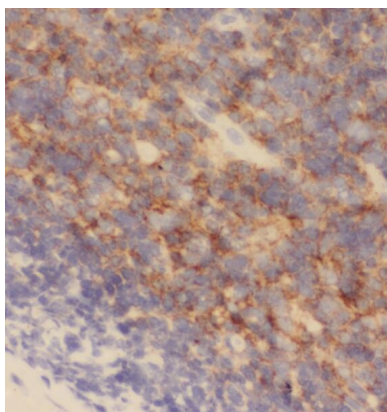
Together with STX4 and VAMP2, may play a role in insulin-dependent movement of GLUT4 and in docking/fusion of intracellular GLUT4-containing vesicles with the cell surface in adipocytes.

### Immunogen information

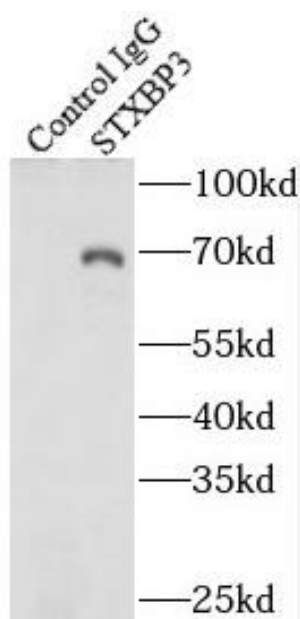
Immunogen:	syntaxin binding protein 3
Synonyms:	Syntaxin-binding protein 3 Platelet Sec1 protein (PSP) Protein unc-18 homolog 3 (Unc18-3) Protein unc-18 homolog C (Unc-18C) STXBP3
Observed MW:	68 kDa
Uniprot ID :	O00186

### Application


Reactivity:	Human, Mouse, Rat
Tested Application:	ELISA, WB, IHC, IP
Recommended dilution:	WB: 1:500-1:2000; IP: 1:200-1:1000; IHC: 1:20-1:200
Image:	



Immunohistochemistry of paraffin-embedded human lymphoma using FNab08362(STXBP3 antibody) at dilution of 1:100



IP Result of anti-STXBP3 (IP:FNab08362, 4ug; Detection:FNab08362 1:500) with K-562 cells lysate 1200ug.



HepG2 cells were subjected to SDS PAGE followed by western blot with FNab08362(STXBP3 antibody) at dilution of 1:800