

## STARD5 antibody

### Product Information

Catalog No.:	FNab08291
Size:	100µg
Form:	liquid
Purification:	Immunogen affinity purified
Purity:	≥95% as determined by SDS-PAGE
Host:	Rabbit
Clonality:	polyclonal
Clone ID:	None
IsoType:	IgG
Storage:	PBS with 0.02% sodium azide and 50% glycerol pH 7.3, -20°C for 12 months(Avoid repeated freeze / thaw cycles.)

### Background

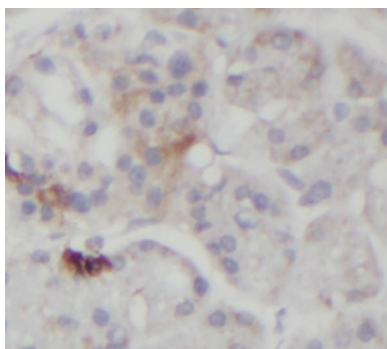
May be involved in the intracellular transport of sterols or other lipids. May bind cholesterol or other sterols(By similarity).

### Immunogen information

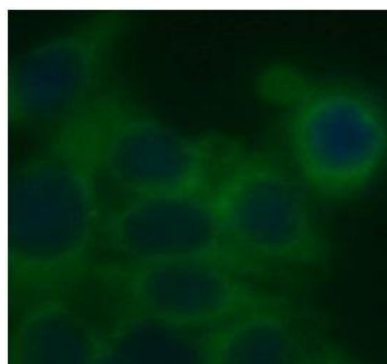
Immunogen:	StAR-related lipid transfer(START) domain containing 5
Synonyms:	StAR-related lipid transfer protein 5 START domain-containing protein 5 (StARD5) STARD5
Observed MW:	24-26 kDa
Uniprot ID :	Q9NSY2

### Application


Reactivity:	Human, Mouse
Tested Application:	ELISA, WB, IHC, IF
Recommended dilution:	WB: 1:500-1:1000; IHC: 1:50-1:500; IF: 1:10-1:100
Image:	



Immunohistochemistry of paraffin-embedded human pancreas cancer using FNab08291(STARD5 antibody) at dilution of 1:100



Immunofluorescent analysis of HepG2 cells using FNab08291 (STARD5 antibody) at dilution of 1:25 and Alexa Fluor 488-conjugated Goat Anti-Rabbit IgG(H+L)



mouse liver tissue were subjected to SDS PAGE followed by western blot with FNab08291(STARD5 antibody) at dilution of 1:500