
SP1 antibody

Product Information

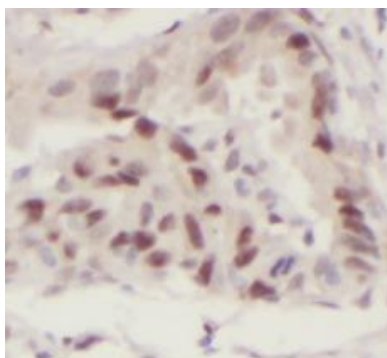
Catalog No.:	FNab08131
Size:	100µg
Form:	liquid
Purification:	Immunogen affinity purified
Purity:	≥95% as determined by SDS-PAGE
Host:	Rabbit
Clonality:	polyclonal
Clone ID:	None
IsoType:	IgG
Storage:	PBS with 0.02% sodium azide and 50% glycerol pH 7.3, -20°C for 12 months(Avoid repeated freeze / thaw cycles.)

Immunogen information

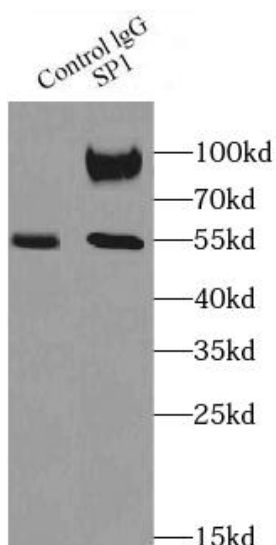
Immunogen:	Sp1 transcription factor
Synonyms:	Transcription factor Sp1 SP1 TSFP1
Observed MW:	90 kDa
Uniprot ID :	P08047

Application


Reactivity:	Human, Mouse, Rat
Tested Application:	ELISA, WB, IP, IHC
Recommended dilution:	WB: 1:500-1:2000; IP: 1:500-1:1000; IHC: 1:50-1:500; IF: 1:20-1:200
Image:	



Immunohistochemistry of paraffin-embedded human lung cancer tissue using FNab08131(SP1 antibody) at dilution of 1:50



IP Result of anti-SP1 (IP: FNab08131, 4ug; Detection: FNab08131 1:500) with A431 cells lysate 2500ug.



Jurkat cells were subjected to SDS PAGE followed by western blot with FNab08131(SP1 antibody) at dilution of 1:500