

SNAPIN antibody

Product Information

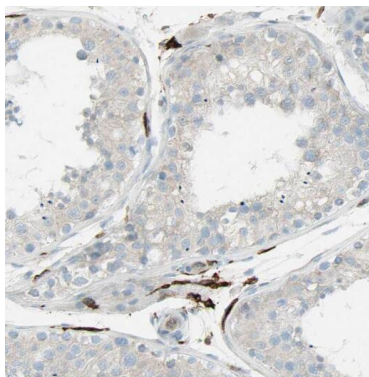
Catalog No.:	FNab08060
Size:	100µg
Form:	liquid
Purification:	Immunogen affinity purified
Purity:	≥95% as determined by SDS-PAGE
Host:	Rabbit
Clonality:	polyclonal
Clone ID:	None
IsoType:	IgG
Storage:	PBS with 0.02% sodium azide and 50% glycerol pH 7.3, -20°C for 12 months(Avoid repeated freeze / thaw cycles.)

Immunogen information

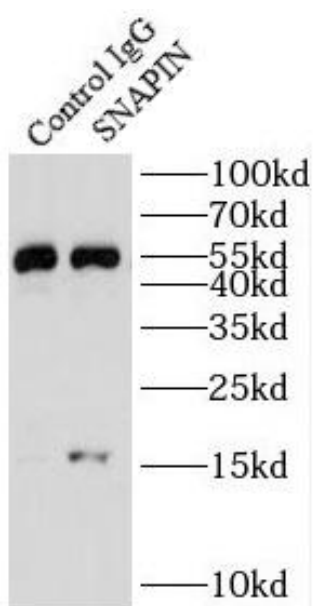
Immunogen:	SNAP-associated protein
Synonyms:	SNARE-associated protein Snapin Biogenesis of lysosome-related organelles complex 1 subunit 7 (BLOC-1 subunit 7) Synaptosomal-associated protein 25-binding protein (SNAP-associated protein) SNAPIN BLOC1S7 SNAP25BP SNAPAP
Observed MW:	15-18 kDa
Uniprot ID :	O95295

Application


Reactivity:	Human, Mouse, Rat
Tested Application:	ELISA, IF, WB, IHC, FC, IP
Recommended dilution:	WB: 1:500-1:2000; IP: 1:200-1:2000; IHC: 1:20-1:200; IF: 1:20-1:200
Image:	



Immunohistochemistry of paraffin-embedded human testis tissue slide using FNab08060(SNAPIN Antibody) at dilution of 1:200



IP Result of anti-SNAPIN (IP:FNab08060, 5ug; Detection:FNab08060 1:300) with mouse brain tissue lysate 4000ug.



rat brain tissue were subjected to SDS PAGE followed by western blot with FNab08060(SNAPIN Antibody) at dilution of 1:200