

SMARCD1 antibody

Product Information

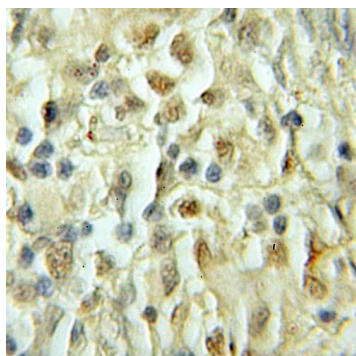
Catalog No.:	FNab08010
Size:	100µg
Form:	liquid
Purification:	Immunogen affinity purified
Purity:	≥95% as determined by SDS-PAGE
Host:	Rabbit
Clonality:	polyclonal
Clone ID:	None
IsoType:	IgG
Storage:	PBS with 0.02% sodium azide and 50% glycerol pH 7.3, -20°C for 12 months(Avoid repeated freeze / thaw cycles.)

Immunogen information


Immunogen:	SWI/SNF related, matrix associated, actin dependent regulator of chromatin, subfamily d, member 1
Synonyms:	SWI/SNF-related matrix-associated actin-dependent regulator of chromatin subfamily D member 1 60 kDa BRG-1/Brm-associated factor subunit A BRG1-associated factor 60A (BAF60A) SWI/SNF complex 60 kDa subunit SMARCD1 BAF60A
Observed MW:	58 kDa
Uniprot ID :	Q96GM5

Application


Reactivity:	Human, Mouse, Rat
Tested Application:	ELISA, WB, IHC, IF, IP
Recommended dilution:	WB: 1:500-1:2000; IP: 1:200-1:1000; IHC: 1:20-1:200; IF: 1:20-1:200
Image:	



Immunohistochemistry of paraffin-embedded human lymphoma using FNab08010(SMARCD1 antibody) at dilution of 1:50



IP Result of anti-SMARCD1 (IP:FNab08010, 3ug; Detection:FNab08010 1:600) with mouse brain tissue lysate 4000ug.



mouse brain tissue were subjected to SDS PAGE followed by western blot with FNab08010(SMARCD1 antibody) at dilution of 1:600