

SMAD2 antibody

Product Information

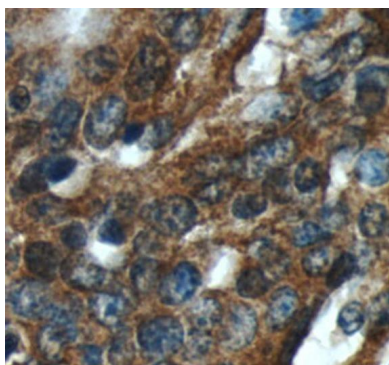
Catalog No.:	FNab07993
Size:	100µg
Form:	liquid
Purification:	Immunogen affinity purified
Purity:	≥95% as determined by SDS-PAGE
Host:	Rabbit
Clonality:	polyclonal
Clone ID:	None
IsoType:	IgG
Storage:	PBS with 0.02% sodium azide and 50% glycerol pH 7.3, -20°C for 12 months (Avoid repeated freeze / thaw cycles.)

Immunogen information

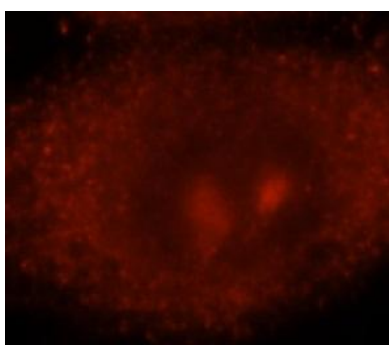
Immunogen:	SMAD family member 2
Synonyms:	Mothers against decapentaplegic homolog 2 (MAD homolog 2, Mothers against DPP homolog 2) JV18-1 Mad-related protein 2 (hMAD-2) SMAD family member 2 (SMAD 2, Smad2, hSMAD2) SMAD2 MADH2 MADR2
Observed MW:	52 kDa
Uniprot ID :	Q15796

Application

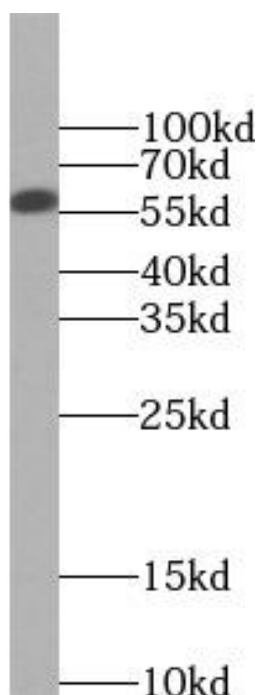
Reactivity:	Human, Mouse, Rat
Tested Application:	ELISA, WB, IHC, IF
Recommended dilution:	WB: 1:500 - 1:2000; IHC: 1:50 - 1:200; IF: 1:50 - 1:200
Image:	



Immunohistochemistry of paraffin-embedded human endometrial cancer tissue slide using FNab07993(SMAD2 Antibody) at dilution of 1:50



Immunofluorescent analysis of HepG2 cells, using SMAD2 antibody FNab07993 at 1:25 dilution and Rhodamine-labeled goat anti-rabbit IgG (red).



HeLa cells were subjected to SDS PAGE followed by western blot with FNab07993(SMAD2 antibody) at dilution of 1:1000