

SHC3 antibody

Product Information

Catalog No.:	FNab07841
Size:	100µg
Form:	liquid
Purification:	Immunogen affinity purified
Purity:	≥95% as determined by SDS-PAGE
Host:	Rabbit
Clonality:	polyclonal
Clone ID:	None
IsoType:	IgG
Storage:	PBS with 0.02% sodium azide and 50% glycerol pH 7.3, -20°C for 12 months(Avoid repeated freeze / thaw cycles.)

Background

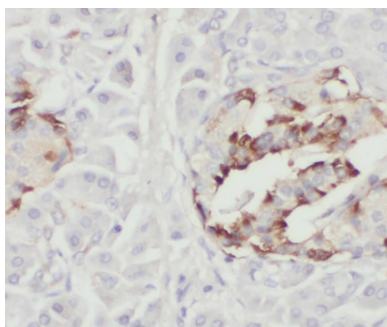
Signaling adapter that couples activated growth factor receptors to signaling pathway in neurons. Involved in the signal transduction pathways of neurotrophin-activated Trk receptors in cortical neurons.

Immunogen information

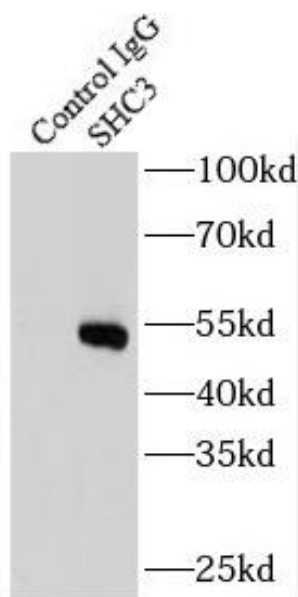
Immunogen:	SHC(Src homology 2 domain containing) transforming protein 3
Synonyms:	SHC-transforming protein 3 Neuronal Shc (N-Shc) Protein Rai SHC-transforming protein C Src homology 2 domain-containing-transforming protein C3 (SH2 domain protein C3) SHC3 NSHC SHCC
Observed MW:	64 kDa
Uniprot ID :	Q92529

Application


Reactivity:	Human, Mouse, Rat
Tested Application:	ELISA, WB, IHC, IP
Recommended dilution:	WB: 1:500-1:2000; IP: 1:200-1:1000; IHC: 1:20-1:200
Image:	



Immunohistochemistry of paraffin-embedded human pancreas cancer using FNab07841(SHC3 antibody) at dilution of 1:50



IP Result of anti-SHC3 (IP:SHC3, 4ug; Detection:SHC3 1:300) with BxPC-3 cells lysate 2800ug.



BxPC-3 cells were subjected to SDS PAGE followed by western blot with FNab07841(SHC3 antibody) at dilution of 1:400