

SFXN1 antibody

Product Information

Catalog No.:	FNab07799
Size:	100µg
Form:	liquid
Purification:	Immunogen affinity purified
Purity:	≥95% as determined by SDS-PAGE
Host:	Rabbit
Clonality:	polyclonal
Clone ID:	None
IsoType:	IgG
Storage:	PBS with 0.02% sodium azide and 50% glycerol pH 7.3, -20°C for 12 months(Avoid repeated freeze / thaw cycles.)

Background

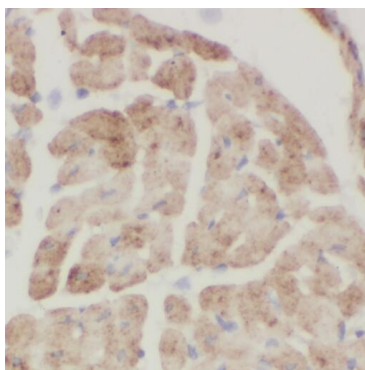
Might be involved in the transport of a component required for iron utilization into or out of the mitochondria.

Immunogen information


Immunogen:	sideroflexin 1
Synonyms:	Sideroflexin-1 SFXN1
Observed MW:	30-35 kDa
Uniprot ID :	Q9H9B4

Application


Reactivity:	Human, Mouse, Rat
Tested Application:	ELISA, WB, IHC, IP
Recommended dilution:	WB: 1:500-1:2000; IP: 1:200-1:1000; IHC: 1:20-1:200
Image:	



Immunohistochemistry of paraffin-embedded human breast cancer using FNab07799(SFXN1 antibody) at dilution of 1:50



IP Result of anti-SFXN1 (IP:FNab07799, 4ug; Detection:FNab07799 1:800) with mouse brain tissue lysate 4000ug.



human brain tissue were subjected to SDS PAGE followed by western blot with FNab07799(SFXN1 antibody) at dilution of 1:400