

SEPTIN8 antibody

Product Information

Catalog No.:	FNab07727
Size:	100µg
Form:	liquid
Purification:	Immunogen affinity purified
Purity:	≥95% as determined by SDS-PAGE
Host:	Rabbit
Clonality:	polyclonal
Clone ID:	None
IsoType:	IgG
Storage:	PBS with 0.02% sodium azide and 50% glycerol pH 7.3, -20°C for 12 months(Avoid repeated freeze / thaw cycles.)

Background

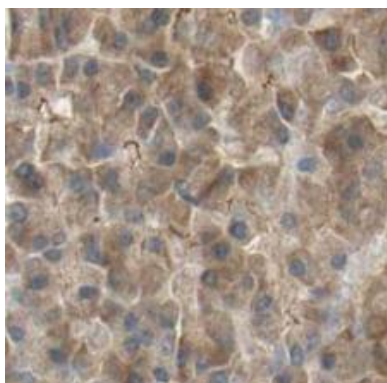
Filament-forming cytoskeletal GTPase(By similarity). May play a role in cytokinesis(Potential). May play a role in platelet secretion.

Immunogen information

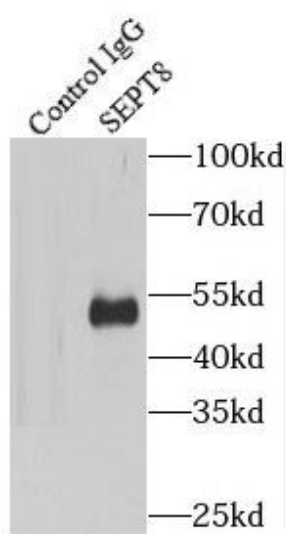
Immunogen:	septin 8
Synonyms:	Septin-8 SEPTIN8 KIAA0202 SEPT8
Observed MW:	53 kDa
Uniprot ID :	Q92599

Application

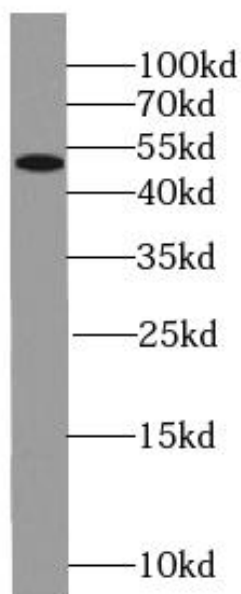
Reactivity:	Human, Mouse, Rat
Tested Application:	ELISA, WB, IHC, IP
Recommended dilution:	WB: 1:500-1:2000; IP: 1:500-1:2000; IHC: 1:50-1:500
Image:	



Immunohistochemistry of paraffin-embedded human gliomas using FNab07727(SEPT8 antibody) at dilution of 1:50



IP Result of anti-SEPT8 (IP:FNab07727, 3ug; Detection:FNab07727 1:1000) with HeLa cells lysate 2000ug.



K-562 cells were subjected to SDS PAGE followed by western blot with FNab07727(SEPT8 antibody) at dilution of 1:1000