

SENP5-Specific antibody

Product Information

Catalog No.:	FNab07714
Size:	100µg
Form:	liquid
Purification:	Immunogen affinity purified
Purity:	≥95% as determined by SDS-PAGE
Host:	Rabbit
Clonality:	polyclonal
Clone ID:	None
IsoType:	IgG
Storage:	PBS with 0.02% sodium azide and 50% glycerol pH 7.3, -20°C for 12 months(Avoid repeated freeze / thaw cycles.)

Background

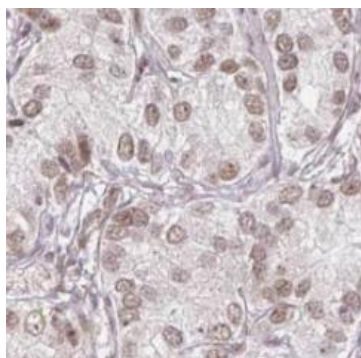
None

Immunogen information

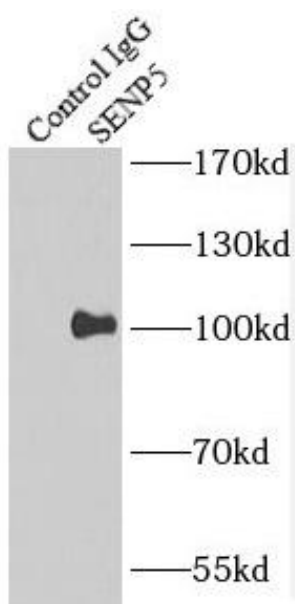
Immunogen:	SUMO1/sentrin specific peptidase 5
Synonyms:	Sentrin-specific protease 5 Sentrin/SUMO-specific protease SENP5 SENP5
Observed MW:	97 kDa
Uniprot ID :	Q96HI0

Application


Reactivity:	Human, Mouse, Rat
Tested Application:	ELISA, WB, IHC, IP
Recommended dilution:	WB: 1:500-1:2000; IP: 1:200-1:1000; IHC: 1:20-1:200
Image:	



Immunohistochemistry of paraffin-embedded human cervical cancer using FNab07714(SENP5-Specific antibody) at dilution of 1:100



IP Result of anti-SENP5-Specific (IP:FNab07714, 4ug; Detection:FNab07714 1:300) with HeLa cells lysate 520ug.



HeLa cells were subjected to SDS PAGE followed by western blot with FNab07714(SENP5-Specific antibody) at dilution of 1:300