

SEC61B antibody

Product Information

Catalog No.:	FNab07689
Size:	100µg
Form:	liquid
Purification:	Immunogen affinity purified
Purity:	≥95% as determined by SDS-PAGE
Host:	Rabbit
Clonality:	polyclonal
Clone ID:	None
IsoType:	IgG
Storage:	PBS with 0.02% sodium azide and 50% glycerol pH 7.3, -20°C for 12 months(Avoid repeated freeze / thaw cycles.)

Background

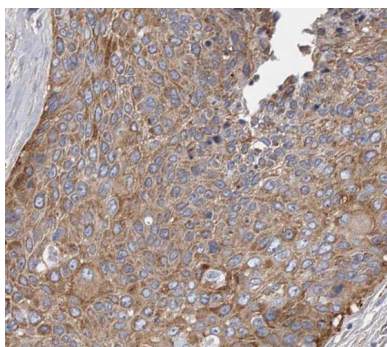
Necessary for protein translocation in the endoplasmic reticulum.

Immunogen information


Immunogen:	Sec61 beta subunit
Synonyms:	Protein transport protein Sec61 subunit beta SEC61B
Observed MW:	12-15 kDa
Uniprot ID :	P60468

Application


Reactivity:	Human, Mouse
Tested Application:	ELISA, WB, IHC, IF, IP
Recommended dilution:	WB: 1:500-1:2000; IP: 1:200-1:1000; IHC: 1:20-1:200; IF: 1:20-1:200
Image:	



Immunohistochemistry of paraffin-embedded human cervical cancer tissue slide using FNab07689(SEC61B Antibody) at dilution of 1:200 heat mediated antigen retrieved with Tris-EDTA buffer(pH9).



IP Result of anti-SEC61B (IP:FNab07689, 4ug; Detection:FNab07689 1:500) with HepG2 cells lysate 1800ug.



mouse liver tissue were subjected to SDS PAGE followed by western blot with FNab07689(SEC61B Antibody) at dilution of 1:1000