

KHDRBS1 antibody

Product Information

Catalog No.:	FNab07585
Size:	100µg
Form:	liquid
Purification:	Immunogen affinity purified
Purity:	≥95% as determined by SDS-PAGE
Host:	Rabbit
Clonality:	polyclonal
Clone ID:	None
IsoType:	IgG
Storage:	PBS with 0.02% sodium azide and 50% glycerol pH 7.3, -20°C for 12 months(Avoid repeated freeze / thaw cycles.)

Background

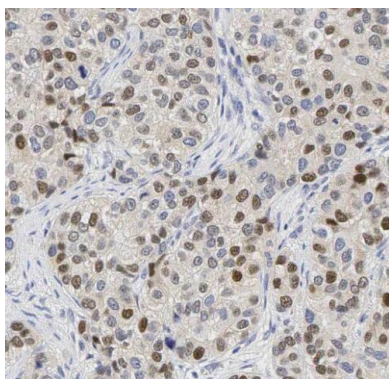
None

Immunogen information

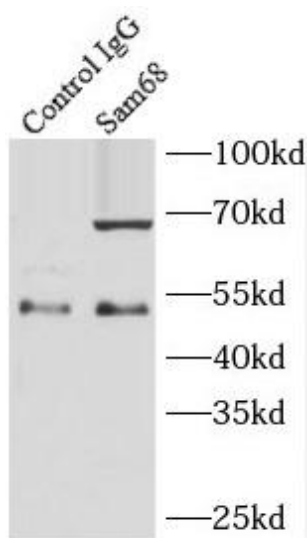
Immunogen:	KH domain containing, RNA binding, signal transduction associated 1
Synonyms:	KH domain-containing, RNA-binding, signal transduction-associated protein 1 GAP-associated tyrosine phosphoprotein p62 Src-associated in mitosis 68 kDa protein (Sam68) p21 Ras GTPase-activating protein-associated p62 p68 KHDRBS1 SAM68
Observed MW:	68 kDa
Uniprot ID :	Q07666

Application


Reactivity:	Human, Mouse, Rat
Tested Application:	ELISA, WB, IHC, IF, FC, IP
Recommended dilution:	WB: 1:500-1:2000; IP: 1:200-1:1000; IHC: 1:20-1:200; IF: 1:20-1:200
Image:	



Immunohistochemistry of paraffin-embedded human breast cancer using FNab07585(KHDRBS1 antibody) at dilution of 1:50



IP Result of anti-Sam68 (IP:FNab07585, 4ug; Detection:FNab07585 1:1000) with HeLa cells lysate 1200ug.



HeLa cells were subjected to SDS PAGE followed by western blot with FNab07585(KHDRBS1 antibody) at dilution of 1:1000