

## SAA2 antibody

### Product Information

Catalog No.:	FNab07573
Size:	100µg
Form:	liquid
Purification:	Immunogen affinity purified
Purity:	≥95% as determined by SDS-PAGE
Host:	Rabbit
Clonality:	polyclonal
Clone ID:	None
IsoType:	IgG
Storage:	PBS with 0.02% sodium azide and 50% glycerol pH 7.3, -20°C for 12 months(Avoid repeated freeze / thaw cycles.)

### Background

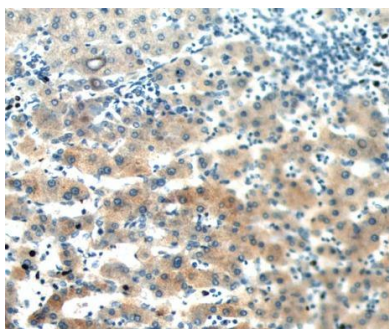
Major acute phase reactant. Apolipoprotein of the HDL complex.

### Immunogen information

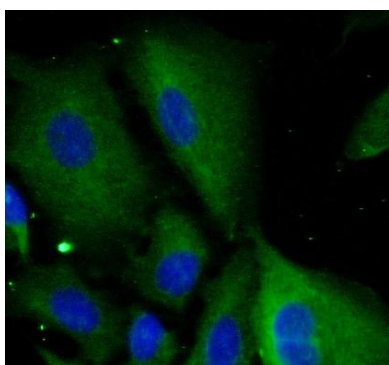
Immunogen:	serum amyloid A2
Synonyms:	Serum amyloid A-2 protein (SAA2) Amyloid A2 protein (AA2) SAA2
Observed MW:	12-13 kDa
Uniprot ID :	P0DJI9

### Application

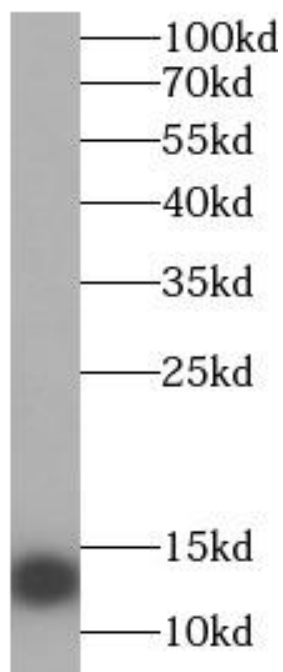
Reactivity:	Human
Tested Application:	ELISA, IHC, WB
Recommended dilution:	WB: 1:200-1:2000; IHC: 1:20-1:200; IF: 1:10-1:100
Image:	



Immunohistochemistry of paraffin-embedded human hepatocirrhosis using FNab07573(SAA2 antibody) at dilution of 1:50



Immunofluorescent analysis of ( -20°C Ethanol ) fixed A549 cells using FNab07573 ( SAA2 Antibody) at dilution of 1:25 and Alexa Fluor 488-conjugated AffiniPure Goat Anti-Rabbit IgG(H+L)



serum from mouse injected with bacteria were subjected to SDS PAGE followed by western blot with FNab07573(SAA2 Antibody) at dilution of 1:600