

RXRA antibody

Product Information

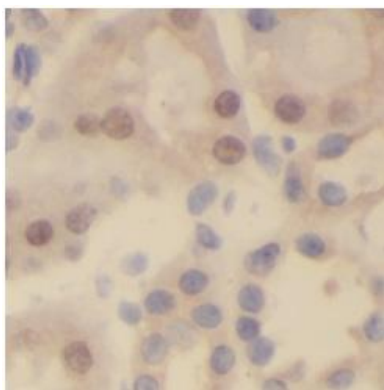
Catalog No.:	FNab07542
Size:	100µg
Form:	liquid
Purification:	Immunogen affinity purified
Purity:	≥95% as determined by SDS-PAGE
Host:	Rabbit
Clonality:	polyclonal
IsoType:	IgG
Storage:	PBS with 0.02% sodium azide and 50% glycerol pH 7.3, -20°C for 12 months(Avoid repeated freeze / thaw cycles.)

Immunogen information

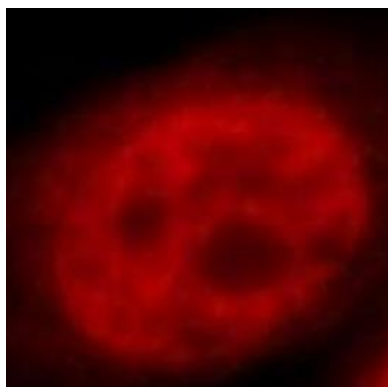
Immunogen:	retinoid X receptor, alpha
Synonyms:	Retinoic acid receptor RXR-alpha Nuclear receptor subfamily 2 group B member 1 Retinoid X receptor alpha RXRA NR2B1
Observed MW:	51 kDa
Uniprot ID :	P19793

Application

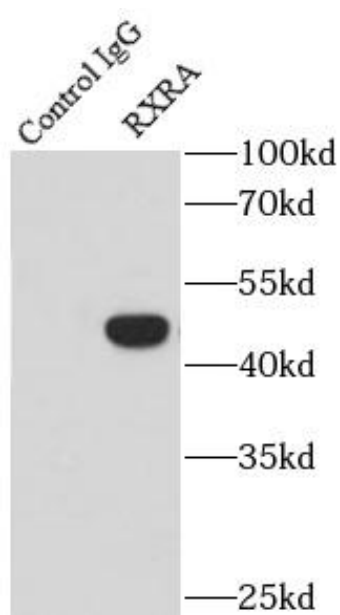
Reactivity:	Human, Mouse, Rat
Tested Application:	ELISA, WB, IF, IHC, IP
Recommended dilution:	WB: 1:200-1:2000; IP: 1:200-1:2000; IHC: 1:20-1:200; IF: 1:10-1:100
Image:	



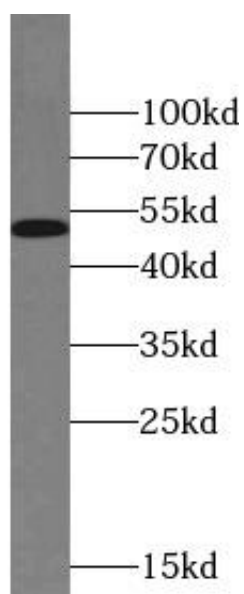
Immunohistochemistry of paraffin-embedded human kidney using FNab07542(RXRA antibody) at dilution of 1:200



Immunofluorescent analysis of HeLa cells, using RXRA antibody FNab07542 at 1:25 dilution and Rhodamine-labeled goat anti-rabbit IgG (red).



IP Result of anti-RXRA (IP: FNab07542, 4ug; Detection: FNab07542 1:600) with MCF-7 cells lysate 800ug.



MCF7 cells were subjected to SDS PAGE followed by western blot with FNab07542(RXRA antibody) at dilution of 1:600