

RNF10 antibody

Product Information

Catalog No.:	FNab07335
Size:	100µg
Form:	liquid
Purification:	Immunogen affinity purified
Purity:	≥95% as determined by SDS-PAGE
Host:	Rabbit
Clonality:	polyclonal
Clone ID:	None
IsoType:	IgG
Storage:	PBS with 0.02% sodium azide and 50% glycerol pH 7.3, -20°C for 12 months(Avoid repeated freeze / thaw cycles.)

Background

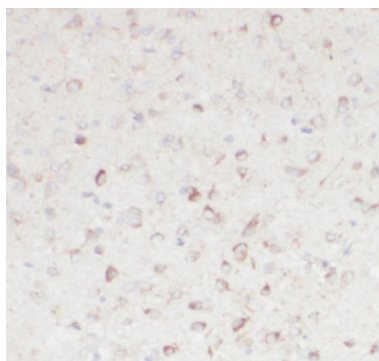
Transcriptional factor involved in the regulation of MAG(Myelin-associated glycoprotein) expression. Acts as a regulator of Schwann cell differentiation and myelination.

Immunogen information

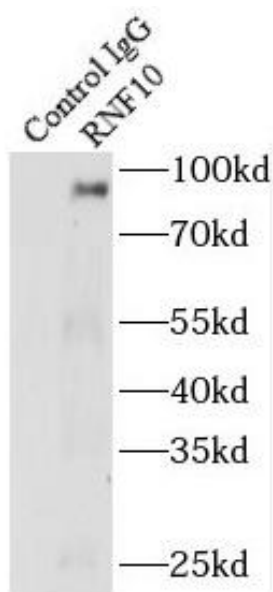
Immunogen:	ring finger protein 10
Synonyms:	E3 ubiquitin-protein ligase RNF10 RING finger protein 10 RNF10 KIAA0262 RIE2
Observed MW:	90 kDa
Uniprot ID :	Q8N5U6

Application


Reactivity:	Human
Tested Application:	ELISA, WB, IHC, IF, IP
Recommended dilution:	WB: 1:500-1:2000; IP: 1:200-1:1000; IHC: 1:20-1:200; IF: 1:20-1:200
Image:	



Immunohistochemistry of paraffin-embedded human brain using FNab07335(RNF10 antibody) at dilution of 1:100



IP Result of anti-RNF10 (IP:FNab07335, 5ug; Detection:FNab07335 1:500) with PC-3 cells lysate 2200ug.



PC-3 cells were subjected to SDS PAGE followed by western blot with FNab07335(RNF10 antibody) at dilution of 1:1000