

## RIOK3 antibody

### Product Information

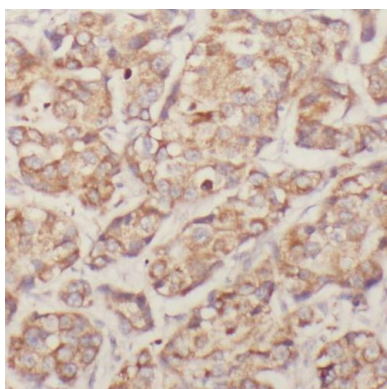
Catalog No.:	FNab07311
Size:	100µg
Form:	liquid
Purification:	Immunogen affinity purified
Purity:	≥95% as determined by SDS-PAGE
Host:	Rabbit
Clonality:	polyclonal
IsoType:	IgG
Storage:	PBS with 0.02% sodium azide and 50% glycerol pH 7.3, -20°C for 12 months(Avoid repeated freeze / thaw cycles.)

### Immunogen information

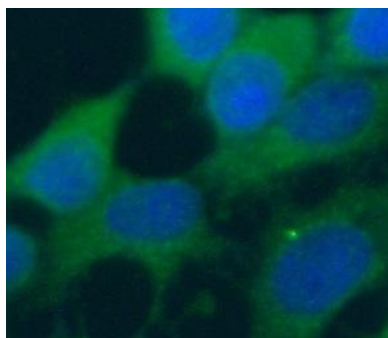
Immunogen:	RIO kinase 3
Synonyms:	Serine/threonine-protein kinase RIO3 RIO kinase 3 sudD homolog RIOK3 SUDD
Observed MW:	70 kDa
Uniprot ID :	O14730

### Application

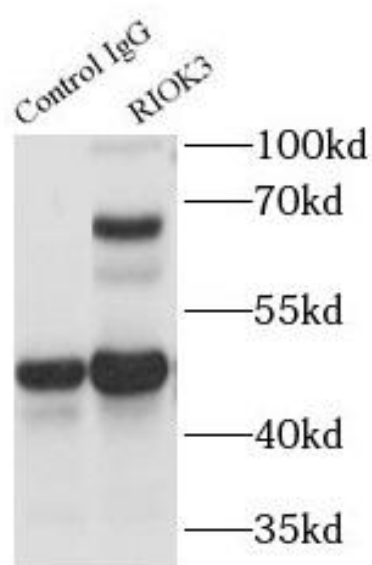
Reactivity:	Human, Mouse, Rat
Tested Application:	ELISA, WB, IHC, IF, IP
Recommended dilution:	WB: 1:500-1:2000; IP: 1:500-1:1000; IHC: 1:50-1:500; IF: 1:10-1:100
Image:	




Immunohistochemistry of paraffin-embedded human breast cancer using FNab07311(RIOK3 antibody) at dilution of 1:100



Immunofluorescent analysis of MCF-7 cells using FNab07311(RIOK3 antibody) at dilution of 1:25.



IP result of RIOK3 antibody(IP: FNab07311, 4μg; detection:FNab07311 1:600)with mouse testis tissue lysate 3000μg.



mouse testis tissue were subjected to SDS PAGE followed by western blot with FNab07311(RIOK3 antibody) at dilution of 1:600