

## RGN antibody

### Product Information

Catalog No.:	FNab07262
Size:	100µg
Form:	liquid
Purification:	Immunogen affinity purified
Purity:	≥95% as determined by SDS-PAGE
Host:	Rabbit
Clonality:	polyclonal
Clone ID:	None
IsoType:	IgG
Storage:	PBS with 0.02% sodium azide and 50% glycerol pH 7.3, -20°C for 12 months(Avoid repeated freeze / thaw cycles.)

### Background

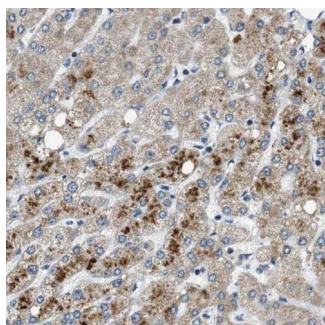
None

### Immunogen information

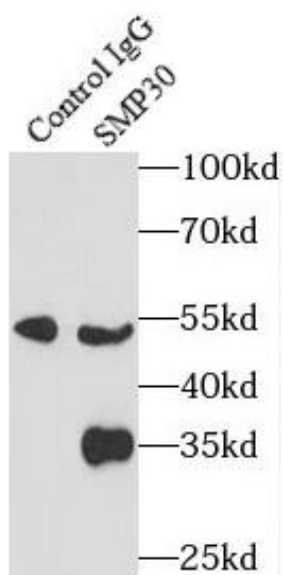
Immunogen:	regucalcin(senescence marker protein-30)
Synonyms:	Regucalcin (RC) Gluconolactonase (GNL) Senescence marker protein 30 (SMP-30) RGN SMP30
Observed MW:	33 kDa, 25 kDa
Uniprot ID :	Q15493

### Application

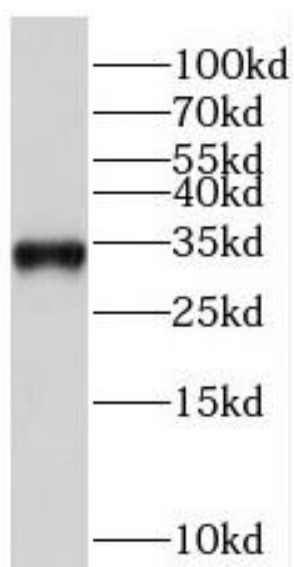
Reactivity:	Human, Mouse, Rat
Tested Application:	ELISA, WB, IHC, IP
Recommended dilution:	WB: 1:500-1:2000; IP: 1:200-1:1000; IHC: 1:20-1:200
Image:	



Immunohistochemistry of paraffin-embedded human liver slide using FNab07262(RGN,SMP30 Antibody) at dilution of 1:50



IP result of anti-RGN/SMP30(IP:FNab07262, 4ug; Detection:FNab07262 1:1000) with mouse liver tissue lysate 4000 ug



mouse liver tissue were subjected to SDS PAGE followed by western blot with FNab07262(RGN,SMP30 antibody) at dilution of 1:1000