

## REEP5 antibody

### Product Information

Catalog No.:	FNab07231
Size:	100µg
Form:	liquid
Purification:	Immunogen affinity purified
Purity:	≥95% as determined by SDS-PAGE
Host:	Rabbit
Clonality:	polyclonal
Clone ID:	None
IsoType:	IgG
Storage:	PBS with 0.02% sodium azide and 50% glycerol pH 7.3, -20°C for 12 months(Avoid repeated freeze / thaw cycles.)

### Background

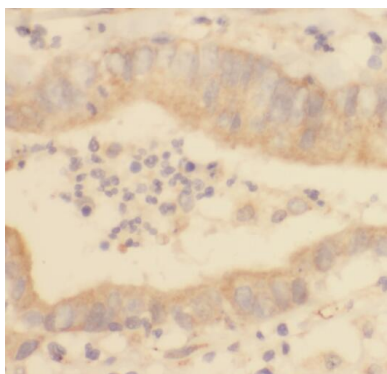
May promote functional cell surface expression of olfactory receptors.

### Immunogen information

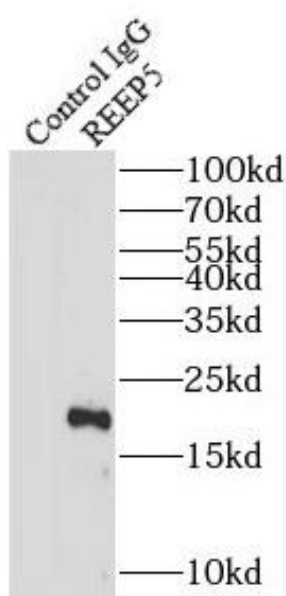
Immunogen:	receptor accessory protein 5
Synonyms:	Receptor expression-enhancing protein 5 Polyposis locus protein 1 Protein TB2 REEP5 C5orf18 DP1 TB2
Observed MW:	18-21 kDa
Uniprot ID :	Q00765

### Application


Reactivity:	Human, Mouse, Rat
Tested Application:	ELISA, WB, IHC, IP
Recommended dilution:	WB: 1:500-1:2000; IP: 1:200-1:1000; IHC: 1:20-1:200
Image:	



Immunohistochemistry of paraffin-embedded human colon cancer using FNab07231(REEP5 antibody) at dilution of 1:100



IP Result of anti-REEP5 (IP:FNab07231, 3ug; Detection:FNab07231 1:1000) with HeLa cells lysate 2400ug.



human liver tissue were subjected to SDS PAGE followed by western blot with FNab07231(REEP5 antibody) at dilution of 1:500