

## RASSF6 antibody

### Product Information

Catalog No.:	FNab07137
Size:	100µg
Form:	liquid
Purification:	Immunogen affinity purified
Purity:	≥95% as determined by SDS-PAGE
Host:	Rabbit
Clonality:	polyclonal
Clone ID:	None
IsoType:	IgG
Storage:	PBS with 0.02% sodium azide and 50% glycerol pH 7.3, -20°C for 12 months(Avoid repeated freeze / thaw cycles.)

### Background

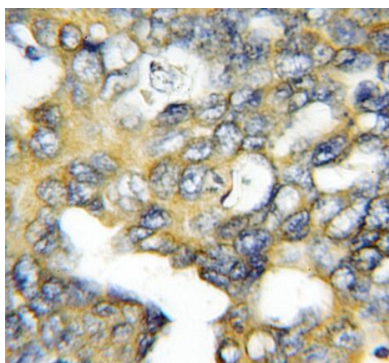
Involved in the induction of apoptosis, through both caspase-dependent and caspase-independent pathways. May act as a Ras effector protein. May suppress the serum-induced basal levels of NF-kappa-B(By similarity).

### Immunogen information

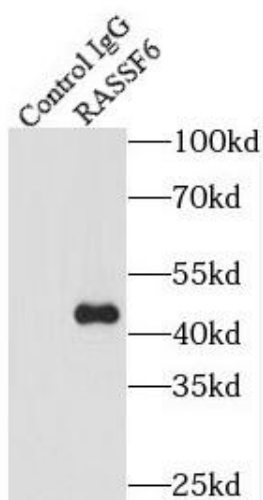
Immunogen:	Ras association(RalGDS/AF-6) domain family member 6
Synonyms:	Ras association domain-containing protein 6 RASSF6
Observed MW:	43 kDa
Uniprot ID :	Q6ZTQ3

### Application


Reactivity:	Human, Mouse, Rat
Tested Application:	ELISA, WB, IHC, IF, IP
Recommended dilution:	WB: 1:1000-1:10000; IP:1:200-1:2000; IHC: 1:20-1:200; IF: 1:10-1:100
Image:	



Immunohistochemistry of paraffin-embedded human ovary tumor using FNab07137(RASSF6 antibody) at dilution of 1:100



IP Result of anti-RASSF6 (IP:FNab07137, 4ug; Detection:FNab07137 1:500) with HepG2 cells lysate 2400ug.



U-937 cells were subjected to SDS PAGE followed by western blot with FNab07137(RASSF6 antibody) at dilution of 1:500