

RDX antibody

Product Information

Catalog No.:	FNab07085
Size:	100µg
Form:	liquid
Purification:	Immunogen affinity purified
Purity:	≥95% as determined by SDS-PAGE
Host:	Rabbit
Clonality:	polyclonal
Clone ID:	None
IsoType:	IgG
Storage:	PBS with 0.02% sodium azide and 50% glycerol pH 7.3, -20°C for 12 months(Avoid repeated freeze / thaw cycles.)

Background

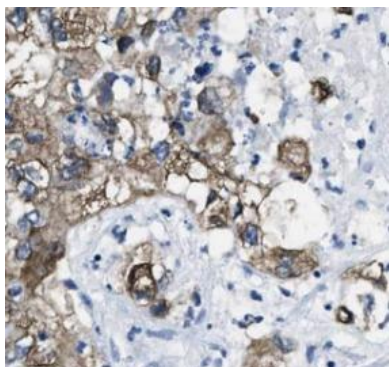
Radixin is a cytoskeletal protein that may be important in linking actin to the plasma membrane. It is highly similar in sequence to both ezrin and moesin. The radixin gene has been localized by fluorescence in situ hybridization to 11q23. A truncated version representing a pseudogene (RDXP2) was assigned to Xp21.3. Another pseudogene that seemed to lack introns (RDXP1) was mapped to 11p by Southern and PCR analyses. Multiple alternatively spliced transcript variants encoding different isoforms have been found for this gene.

Immunogen information

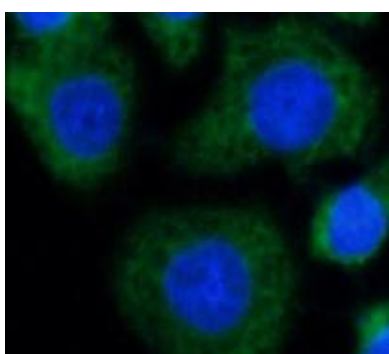
Immunogen:	radixin
Synonyms:	Radixin RDX
Observed MW:	80 kDa
Uniprot ID :	P35241

Application

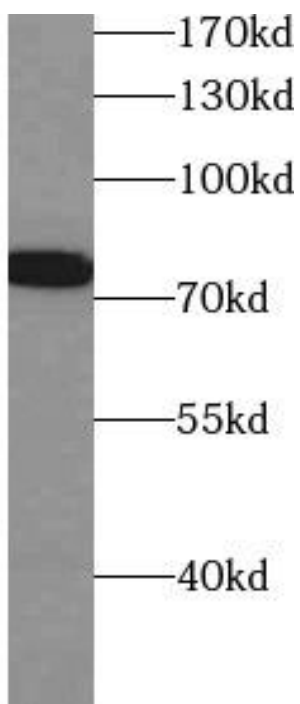
Reactivity:	Human, Mouse, Rat
Tested Application:	ELISA, WB, IHC, FC, IF
Recommended dilution:	WB: 1:500-1:2400; IHC: 1:20-1:200; IF: 1:20-1:200
Image:	



Immunohistochemistry of paraffin-embedded human pancreas cancer using FNab07085(RDX antibody) at dilution of 1:100



Immunofluorescent analysis of MCF-7 cells using FNab07085 (Radixin antibody) at dilution of 1:50 and Alexa Fluor 488-conjugated Goat Anti-Rabbit IgG(H+L)



mouse pancreas tissue were subjected to SDS PAGE followed by western blot with FNab07085(RDX antibody) at dilution of 1:1000