

RABEP2 antibody

Product Information

Catalog No.:	FNab07054
Size:	100µg
Form:	liquid
Purification:	Immunogen affinity purified
Purity:	≥95% as determined by SDS-PAGE
Host:	Rabbit
Clonality:	polyclonal
Clone ID:	None
IsoType:	IgG
Storage:	PBS with 0.02% sodium azide and 50% glycerol pH 7.3, -20°C for 12 months(Avoid repeated freeze / thaw cycles.)

Background

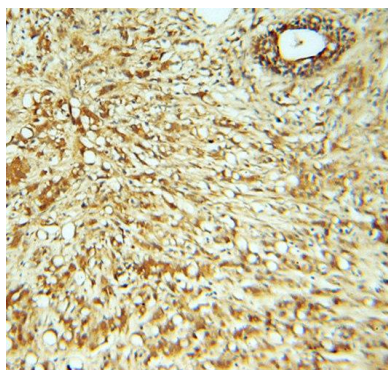
Plays a role in membrane trafficking and in homotypic early endosome fusion.

Immunogen information

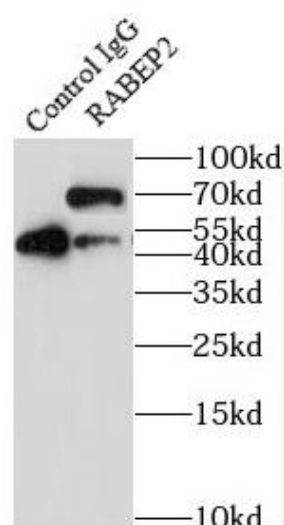
Immunogen:	rabaptin, RAB GTPase binding effector protein 2
Synonyms:	Rab GTPase-binding effector protein 2 Rabaptin-5beta RABEP2 RABPT5B
Observed MW:	59-62 kDa
Uniprot ID :	Q9H5N1

Application


Reactivity:	Human, Mouse, Rat
Tested Application:	ELISA, WB, IHC, IF, IP
Recommended dilution:	WB: 1:500-1:2000; IP: 1:200-1:1000; IHC: 1:20-1:200; IF: 1:20-1:200
Image:	



Immunohistochemistry of paraffin-embedded human prostate cancer using FNab07054(RABEP2 antibody) at dilution of 1:100



IP Result of anti-RABEP2 (IP:FNab07054, 4ug; Detection:FNab07054 1:1000) with mouse liver tissue lysate 4000ug.



Jurkat cells were subjected to SDS PAGE followed by western blot with FNab07054(RABEP2 antibody) at dilution of 1:1000