

RAB5A antibody

Product Information

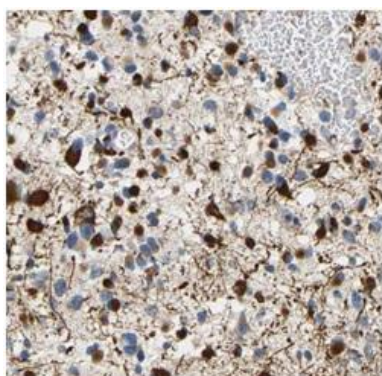
Catalog No.:	FNab07038
Size:	100µg
Form:	liquid
Purification:	Immunogen affinity purified
Purity:	≥95% as determined by SDS-PAGE
Host:	Rabbit
Clonality:	polyclonal
IsoType:	IgG
Storage:	PBS with 0.02% sodium azide and 50% glycerol pH 7.3, -20°C for 12 months(Avoid repeated freeze / thaw cycles.)

Immunogen information

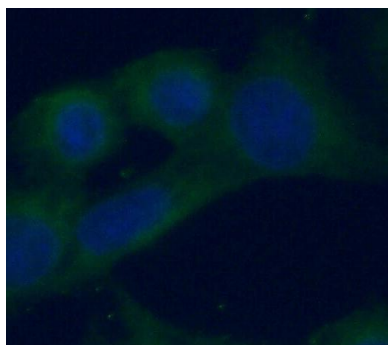
Immunogen:	RAB5A, member RAS oncogene family
Synonyms:	Ras-related protein Rab-5A RAB5A RAB5
Observed MW:	24 kDa
Uniprot ID :	P20339

Application

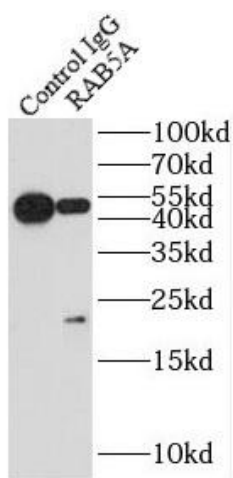
Reactivity:	Human, Mouse, Rat
Tested Application:	ELISA, IHC, WB, IP,IF
Recommended dilution:	WB: 1:200-1:2000; IP:1:200-1:2000; IHC: 1:50-1:500; IF: 1:50-1:500
Image:	




Immunohistochemistry of paraffin-embedded human gliomas tissue slide using FNab07038(RAB5A Antibody) at dilution of 1:200 heat mediated antigen retrieved with Tris-EDTA buffer(pH9).



Immunofluorescent analysis of (-20°C Ethanol) fixed HeLa cells using FNab07038(RAB5A Antibody) at dilution of 1:50 and Alexa Fluor 488-conjugated Goat Anti-Rabbit IgG(H+L)



IP Result of anti-RAB5A (IP:FNab07038, 4ug; Detection:FNab07038 1:500) with mouse brain tissue lysate 4000ug.



mouse brain tissue were subjected to SDS PAGE followed by western blot with FNab07038(RAB5A antibody) at dilution of 1:500