

## RAB3D antibody

### Product Information

Catalog No.:	FNab07029
Size:	100µg
Form:	liquid
Purification:	Immunogen affinity purified
Purity:	≥95% as determined by SDS-PAGE
Host:	Rabbit
Clonality:	polyclonal
Clone ID:	None
IsoType:	IgG
Storage:	PBS with 0.02% sodium azide and 50% glycerol pH 7.3, -20°C for 12 months(Avoid repeated freeze / thaw cycles.)

### Background

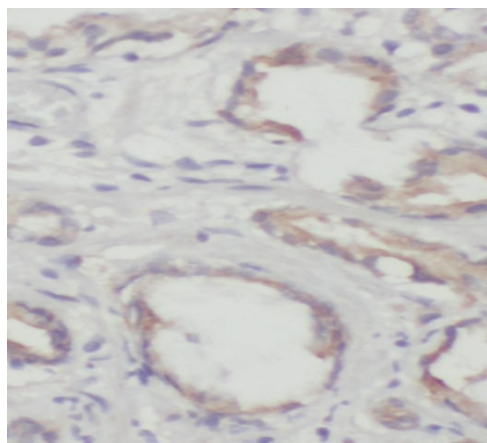
Protein transport. Probably involved in regulated exocytosis(By similarity).

### Immunogen information


Immunogen:	RAB3D, member RAS oncogene family
Synonyms:	Ras-related protein Rab-3D RAB3D GOV RAB16
Observed MW:	28 kDa
Uniprot ID :	O95716

### Application


Reactivity:	Human, Mouse, Rat
Tested Application:	ELISA, IHC, IP, WB
Recommended dilution:	WB: 1:500-1:2000; IP: 1:200-1:1000; IHC: 1:20-1:200
Image:	



Immunohistochemistry of paraffin-embedded human prostate cancer tissue slide using FNab07029(RAB3D Antibody) at dilution of 1:50



IP Result of anti-RAB3D (IP:FNab07029, 3ug; Detection:FNab07029 1:600) with SW 1990 cells lysate 2400ug.



mouse lung tissue were subjected to SDS PAGE followed by western blot with FNab07029(RAB3D Antibody) at dilution of 1:1200