

RAB27A antibody

Product Information

Catalog No.:	FNab07010
Size:	100µg
Form:	liquid
Purification:	Protein A+G purification
Purity:	≥95% as determined by SDS-PAGE
Host:	Mouse
Clonality:	monoclonal
Clone ID:	9F7
IsoType:	IgG1
Storage:	PBS with 0.02% sodium azide and 50% glycerol pH 7.3, -20°C for 12 months(Avoid repeated freeze / thaw cycles.)

Background

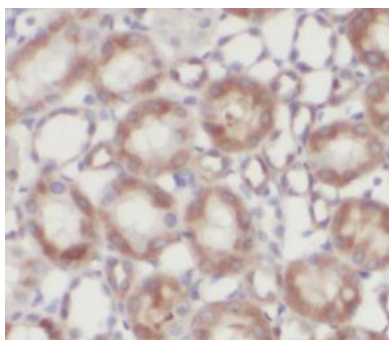
Plays a role in cytotoxic granule exocytosis in lymphocytes. Required for both granule maturation and granule docking and priming at the immunologic synapse.

Immunogen information

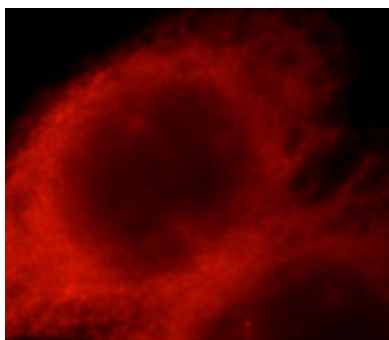
Immunogen:	RAB27A, member RAS oncogene family
Synonyms:	Ras-related protein Rab-27A (Rab-27) GTP-binding protein Ram RAB27A RAB27
Observed MW:	25 kDa
Uniprot ID :	P51159

Application

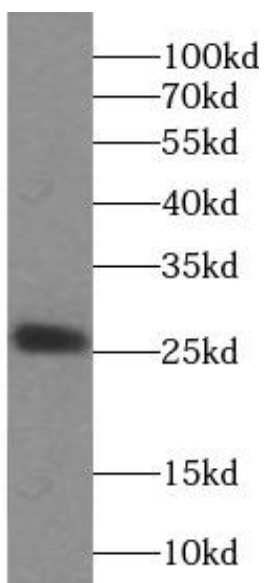
Reactivity:	Human, Mouse, Rat
Tested Application:	ELISA, WB, IHC, IF, IP
Recommended dilution:	WB: 1:500-1:2000; IP:1:500-1:2000; IHC: 1:50-1:500 ; IF: 1:10-1:100
Image:	



Immunohistochemistry of paraffin-embedded human kidney using FNab07010(RAB27A antibody) at dilution of 1:50



Immunofluorescent analysis of HepG2 cells, using RAB27A antibody FNab07010 at 1:25 dilution and Rhodamine-labeled goat anti-rabbit IgG (red)



K-562 cells were subjected to SDS PAGE followed by western blot with FNab07010(RAB27A antibody) at dilution of 1:1000