

## RAB11A antibody

### Product Information

Catalog No.:	FNab06988
Size:	100µg
Form:	liquid
Purification:	Immunogen affinity purified
Purity:	≥95% as determined by SDS-PAGE
Host:	Rabbit
Clonality:	polyclonal
IsoType:	IgG
Storage:	PBS with 0.02% sodium azide and 50% glycerol pH 7.3, -20°C for 12 months(Avoid repeated freeze / thaw cycles.)

### Background

This antibody can recognize both RAB11A(24kd) and RAB11B(24kd).

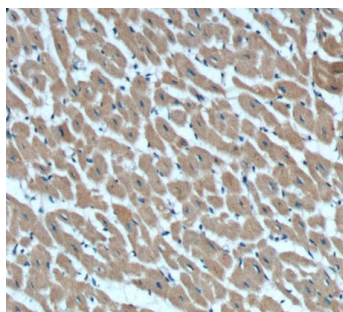
### Immunogen information

Immunogen:	RAB11A, member RAS oncogene family
Synonyms:	Ras-related protein Rab-11A (Rab-11) YL8 RAB11A RAB11
Observed MW:	24 kDa
Uniprot ID :	P62491

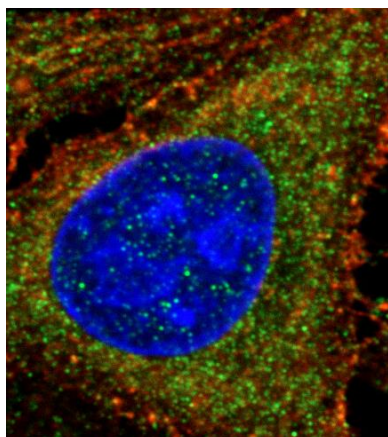
### Application

Reactivity:	Human, Mouse
Tested Application:	ELISA, WB, IP,IF,IHC
Recommended dilution:	WB: 1:500-1:5000; IP:1:200-1:2000; IHC: 1:50-1:500 ; IF: 1:50-1:500

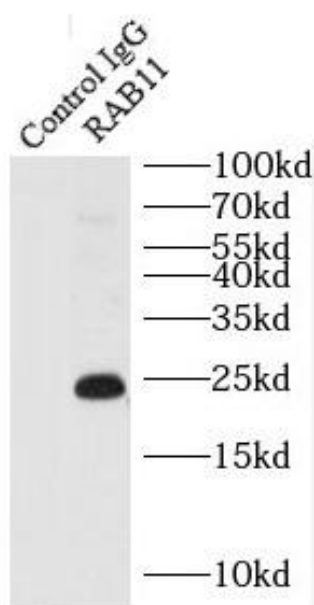
Image:




Immunohistochemistry of paraffin-embedded human heart tissue slide using FNab06988(RAB11A Antibody) at dilution of 1:200



Immunofluorescent analysis of ( -20°C Ethanol ) fixed HepG2 cells using FNab06988 ( RAB11A Antibody) at dilution of 1:50 and Alexa Fluor 488-conjugated AffiniPure Goat Anti-Rabbit IgG(H+L)



IP Result of anti-RAB11A/B (IP:FNab06988, 3ug; Detection:FNab06988 1:500) with mouse spleen tissue lysate 4000ug.



mouse spleen tissue were subjected to SDS PAGE followed by western blot with FNab06988(RAB11A antibody) at dilution of 1:1000