

NECTIN3 antibody

Product Information

| | |
|---------------|--|
| Catalog No.: | FNab06961 |
| Size: | 100µg |
| Form: | liquid |
| Purification: | Immunogen affinity purified |
| Purity: | ≥95% as determined by SDS-PAGE |
| Host: | Rabbit |
| Clonality: | polyclonal |
| Clone ID: | None |
| IsoType: | IgG |
| Storage: | PBS with 0.02% sodium azide and 50% glycerol pH 7.3, -20°C for 12 months(Avoid repeated freeze / thaw cycles.) |

Background

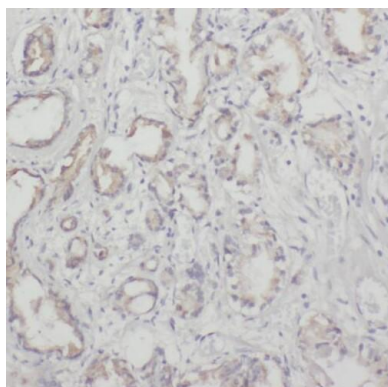
None

Immunogen information

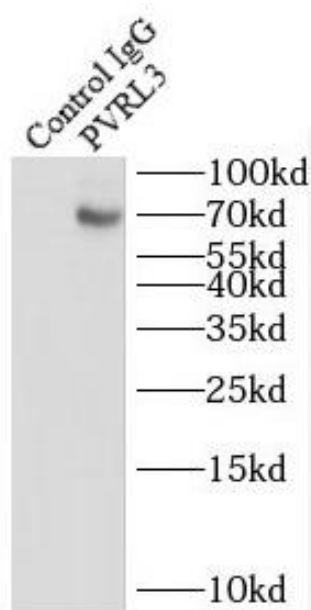
| | |
|--------------|--|
| Immunogen: | poliovirus receptor-related 3 |
| Synonyms: | Nectin-3 CDw113 Nectin cell adhesion molecule 3 Poliovirus receptor-related protein 3 NECTIN3 PRR3 PVRL3 |
| Observed MW: | 60-70 kDa |
| Uniprot ID : | Q9NQS3 |

Application


| | |
|-----------------------|---|
| Reactivity: | Human, Mouse, Rat |
| Tested Application: | ELISA, WB, IHC, IP |
| Recommended dilution: | WB: 1:500-1:2000; IP: 1:200-1:1000; IHC: 1:20-1:200 |
| Image: | |



Immunohistochemistry of paraffin-embedded human prostate cancer using FNab06961(PVRL3, Nectin 3 antibody) at dilution of 1:100



IP Result of anti-PVRL3, Nectin 3 (IP:FNab06961, 4ug; Detection:FNab06961 1:600) with mouse testis tissue lysate 4000ug.



mouse testis tissue were subjected to SDS PAGE followed by western blot with FNab06961(PVRL3, Nectin 3 antibody) at dilution of 1:400