

RMDN3 antibody

Product Information

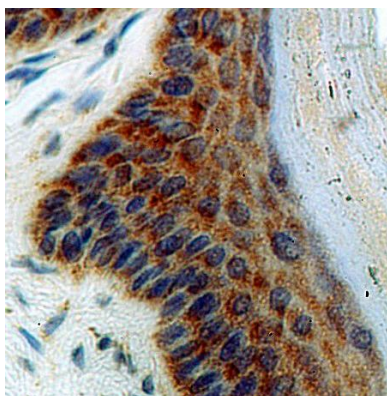
Catalog No.:	FNab06930
Size:	100µg
Form:	liquid
Purification:	Immunogen affinity purified
Purity:	≥95% as determined by SDS-PAGE
Host:	Rabbit
Clonality:	polyclonal
Clone ID:	None
IsoType:	IgG
Storage:	PBS with 0.02% sodium azide and 50% glycerol pH 7.3, -20°C for 12 months(Avoid repeated freeze / thaw cycles.)

Immunogen information

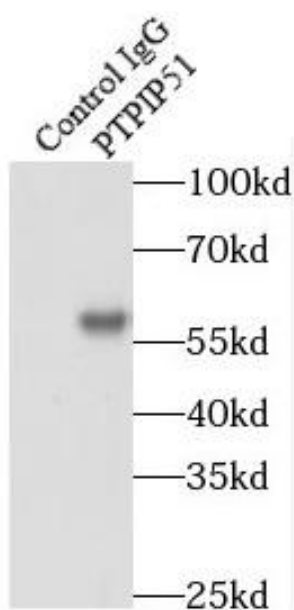
Immunogen:	family with sequence similarity 82, member A2
Synonyms:	Regulator of microtubule dynamics protein 3 (RMD-3, hRMD-3) Cerebral protein 10 Protein FAM82A2 Protein FAM82C Protein tyrosine phosphatase-interacting protein 51 TCPTP-interacting protein 51 RMDN3 FAM82A2 FAM82C RMDN3
Observed MW:	52-60 kDa
Uniprot ID :	Q96TC7

Application

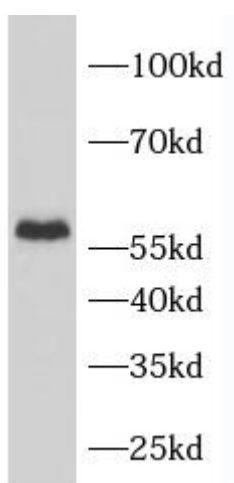
Reactivity:	Human
Tested Application:	ELISA, WB, IHC, IF, IP
Recommended dilution:	WB: 1:1000-1:10000; IP: 1:500-1:5000; IHC: 1:20-1:200; IF: 1:10-1:100
Image:	



Immunohistochemistry of paraffin-embedded human skin using FNab06930(RMDN3 antibody) at dilution of 1:100



IP Result of anti-RMDN3 (IP:FNab06930, 4ug; Detection:FNab06930 1:1000) with HEK-293 cells lysate 1100ug.



HepG2 cells were subjected to SDS PAGE followed by western blot with FNab06930(RMDN3 antibody) at dilution of 1:500